



H. AYUNTAMIENTO  
CONSTITUCIONAL  
DE TEKOM, YUC.  
2015 - 2018

# H. AYUNTAMIENTO DE TEKOM 2015 - 2018

MUNICIPIO DE TEKOM, YUCATAN. CALLE 11 X 8 S/N  
PALACIO MUNICIPAL C.P. 97768  
R.F.C. MTY-850101-Q19



## FRACCIÓN XVI.-INFORME DEL AVANCE DE LA GESTIÓN FINANCIERA TEKOM

Período:

Julio - Septiembre 2015

Unidad Administrativa responsable de poseer la información:

Tesorería Municipal

Nombre y firma del Titular del Tesorero Municipal:

JORGE ANGELINO CANUL *Cemy*



H. AYUNTAMIENTO  
TESORERIA MUNICIPAL  
TEKOM, YUC.  
2015 - 2018

Nombre y firma del Responsable de la Unidad:

U.T. ALEX ABRAHAM PUC MAY

Fecha de generación del documento

04 DE DICIEMBRE DE 2015

Fecha de actualización de la información

18 DE AGOSTO DE 2016



**H. AYUNTAMIENTO DE TEKOM**  
**2015 - 2018**  
**MUNICIPIO DE TEKOM, YUCATAN. CALLE 11 X 8 S/N**  
**PALACIO MUNICIPAL C.P. 97768**  
**R.F.C. MTY-850101-Q19**



Asunto: Se entrega el Informe Trimestral del Ejercicio  
 De los Recursos Públicos de **Julio-Septiembre de 2015.**

Tekom, Yucatán., a 30 de Septiembre de 2015.

**Auditoria Superior del Estado de Yucatán**  
**C.P.C. Rene Humberto Márquez Arcila**  
 Auditor Superior del Estado de Yucatán  
 Presente.

**003343**


De conformidad con lo dispuesto en los artículos 9 y 23 de la Ley de Fiscalización de la Cuenta Pública del Estado de Yucatán y para efectos de su revisión adjuntamos al presente el informe de Avance de Gestión Financiera consolidado del ejercicio de recursos públicos de este H. Ayuntamiento a nuestro cargo y de las entidades paramunicipales, correspondiente al periodo de **Julio a Septiembre 2015**, el cual consta de 38 hojas foliadas y se integra de los siguientes documentos

1.  Estado analítico Presupuestario de Ingresos y Egresos.
2.  Estado de Situación Financiera.
3.  Estado de Gasto Presupuestal Programático.
4.  Estado de Situación de la Deuda Pública y su Costo Financiero.
5.  Estado de Actividades.
6.  Estado de Origen y Aplicación de Recursos
7.  Informe de Avance Físico - Financiero de la Obra Pública
8.  Informe del Registro y Movimiento del Padrón Inmobiliario
9.  Estado de Variación en la Hacienda Pública
10.  Estado de Flujos de Efectivo
11.  Informes sobre pasivos contingentes
12.  Información presupuestaria como lo especifica el Art.156 fracción II incisos a y b
13.  Estado analítico del activo
14.  Cédula analítica de los Activos Fijos
15.  Plantilla de nómina (actualizado periódicamente)



M. **04 DIC. 2015** Vo. Bo.   
 Hora: 13:25

**RECEPCIÓN DE INFORMES DE LA CUENTA PÚBLICA Y CORRESPONDENCIA**



H. AYUNTAMIENTO  
CONSTITUCIONAL  
DE TEKOM, YUC.  
2015 - 2018

# H. AYUNTAMIENTO DE TEKOM 2015 - 2018

MUNICIPIO DE TEKOM, YUCATAN. CALLE 11 X 8 S/N  
PALACIO MUNICIPAL C.P. 97768  
R.F.C. MTY-850101-Q19



ATENTAMENTE

PRESIDENTE MUNICIPAL



H. AYUNTAMIENTO  
DE TEKOM, YUC.  
2015 - 2018  
SINDICO

  
\_\_\_\_\_  
C. ARMIN ARMANDO KUMUL COCOM



H. AYUNTAMIENTO  
PRESIDENTE MUNICIPAL  
TEKOM, YUC.  
2015 - 2018

SINDICA MUNICIPAL

TESORERO MUNICIPAL

SECRETARIO MUNICIPAL


  
\_\_\_\_\_

C. GLORIA ARACELLY COCOM CAN

  
\_\_\_\_\_

C. JORGE ANGELINO CANUL CHAY

H. AYUNTAMIENTO  
TESORERO  
MUNICIPAL  
TEKOM, YUC.  
2015 - 2018

  
\_\_\_\_\_

C. VICTOR MANUEL BATUN CAN



H. AYUNTAMIENTO  
DE TEKOM, YUC.  
2015 - 2018  
SECRETARIO

MUNICIPIO DE TULUM  
ESTADO DE YUCATÁN  
Estado Analítico de Ingresos  
Del 01/sep./2014 Al 30/sep./2015

Reporte de Ingresos  
Rep. y PE Estado Presup. y Ex. Ingresos ARD, CP

Fecha de Impresión: 12/08/2015  
12:48 p.m.

| Rubros de los Ingresos                         | Ingreso                |                              |                        |                       |                       | Diferencia            |
|--|------------------------|------------------------------|------------------------|-----------------------|-----------------------|-----------------------|
|  | Estimado               | Ampliaciones / (Reducciones) | Modificado             | Devengados            | Recaudado             |                       |
| IMPUESTOS                                      | \$37,000.00            | \$0.00                       | \$37,000.00            | \$1,322.00            | \$1,322.00            | -35,678.00            |
| CONTRIBUCIONES DE MEJORAS                      | \$2,000.00             | \$0.00                       | \$2,000.00             | \$0.00                | \$0.00                | -2,000.00             |
| DERECHOS                                       | \$87,000.00            | \$0.00                       | \$87,000.00            | \$1,750.00            | \$1,750.00            | -85,250.00            |
| PRODUCTOS                                      | \$10,000.00            | \$0.00                       | \$10,000.00            | \$0.00                | \$0.00                | -10,000.00            |
| Corriente                                      | \$4,000.00             | \$0.00                       | \$4,000.00             | \$0.00                | \$0.00                | -4,000.00             |
| Capital  | \$6,000.00             | \$0.00                       | \$6,000.00             | \$0.00                | \$0.00                | -6,000.00             |
| APROVECHAMIENTOS                               | \$39,000.00            | \$0.00                       | \$39,000.00            | \$750.00              | \$750.00              | -38,250.00            |
| Corriente                                      | \$39,000.00            | \$0.00                       | \$39,000.00            | \$750.00              | \$750.00              | -38,250.00            |
| PARTICIPACIONES Y APORTACIONES                 | \$19,501,544.25        | \$0.00                       | \$19,501,544.25        | \$1,541,861.47        | \$1,541,861.47        | -17,959,682.78        |
| TRANSFERENCIAS, ASIGNACIONES, SUBSIDIOS Y OTRA | \$250,000.00           | \$0.00                       | \$250,000.00           | \$0.00                | \$0.00                | -250,000.00           |
| <b>Total</b>                                   | <b>\$19,926,544.25</b> | <b>\$0.00</b>                | <b>\$19,926,544.25</b> | <b>\$1,545,683.47</b> | <b>\$1,545,683.47</b> | <b>-18,380,860.78</b> |

| Estado Analítico de Ingresos por Fuente de Financiamiento | Ingreso  |                              |            |            |           | Diferencia |
|---|----------|------------------------------|------------|------------|-----------|------------|
|   | Estimado | Ampliaciones / (Reducciones) | Modificado | Devengados | Recaudado |            |


**Ingresos del Gobierno**

|  |                 |        |                 |                |                |                |
|--|-----------------|--------|-----------------|----------------|----------------|----------------|
| IMPUESTOS  | \$37,000.00     | \$0.00 | \$37,000.00     | \$1,322.00     | \$1,322.00     | -35,678.00     |
| CONTRIBUCIONES DE MEJORAS                            | \$2,000.00      | \$0.00 | \$2,000.00      | \$0.00         | \$0.00         | -2,000.00      |
| DERECHOS   | \$87,000.00     | \$0.00 | \$87,000.00     | \$1,750.00     | \$1,750.00     | -85,250.00     |
| PRODUCTOS  | \$10,000.00     | \$0.00 | \$10,000.00     | \$0.00         | \$0.00         | -10,000.00     |
| Corriente  | \$4,000.00      | \$0.00 | \$4,000.00      | \$0.00         | \$0.00         | -4,000.00      |
| Capital  | \$6,000.00      | \$0.00 | \$6,000.00      | \$0.00         | \$0.00         | -6,000.00      |
| APROVECHAMIENTOS                                     | \$39,000.00     | \$0.00 | \$39,000.00     | \$750.00       | \$750.00       | -38,250.00     |
| Corriente  | \$39,000.00     | \$0.00 | \$39,000.00     | \$750.00       | \$750.00       | -38,250.00     |
| Capital  | \$0.00          | \$0.00 | \$0.00          | \$0.00         | \$0.00         | 0.00           |
| PARTICIPACIONES Y APORTACIONES                       | \$19,501,544.25 | \$0.00 | \$19,501,544.25 | \$1,541,861.47 | \$1,541,861.47 | -17,959,682.78 |
| TRANSFERENCIAS, ASIGNACIONES, SUBSIDIOS Y OTRA AYUDA | \$250,000.00    | \$0.00 | \$250,000.00    | \$0.00         | \$0.00         | -250,000.00    |

**Ingresos de Organismos y Empresas**

|   |        |        |        |        |        |      |
|---|--------|--------|--------|--------|--------|------|
| CUOTAS Y APORTACIONES DE SEGURIDAD SOCIAL | \$0.00 | \$0.00 | \$0.00 | \$0.00 | \$0.00 | 0.00 |
| INGRESOS POR VENTAS DE BIENES             | \$0.00 | \$0.00 | \$0.00 | \$0.00 | \$0.00 | 0.00 |

**Ingresos Derivados de Financiamiento**







01/09/2015  
 Reporte Estado de Ingresos RB

MUNICIPIO DE TIXTUCUM  
 ESTADO DE YUCATAN  
 Estado sobre el ejercicio de los Ingresos por Ente Publico Rural  
 Del 01/sep./2014 Al 30/sep./2015

Fecha: 01/09/2015  
 hora de impresion: 12:49 p. m.

| Rubros de los Ingresos                           | Ingreso Estimado       | Ampliaciones / (Reducciones) | Ingreso Modificado     | Ingresos Devengados   | Ingresos Recaudados   | Avance de Recaudación (Recaudación / Estimación) | Ingresos Excedentes   |
|--|------------------------|------------------------------|------------------------|-----------------------|-----------------------|--|-----------------------|
| 1 IMPUESTOS                                      | \$37,000.00            | \$0.00                       | \$37,000.00            | \$1,322.00            | \$1,322.00            | 3.57 %   | -35,678.00            |
| 3 CONTRIBUCIONES DE MEJORAS                      | \$2,000.00             | \$0.00                       | \$2,000.00             | \$0.00                | \$0.00                | 0.00 %   | -2,000.00             |
| 4 DERECHOS                                       | \$87,000.00            | \$0.00                       | \$87,000.00            | \$1,750.00            | \$1,750.00            | 2.01 %   | -85,250.00            |
| 5 PRODUCTOS                                      | \$10,000.00            | \$0.00                       | \$10,000.00            | \$0.00                | \$0.00                | 0.00 %   | -10,000.00            |
| 6 APROVECHAMIENTOS                               | \$39,000.00            | \$0.00                       | \$39,000.00            | \$750.00              | \$750.00              | 1.92 %   | -38,250.00            |
| 8 PARTICIPACIONES Y APORTACIONES                 | \$19,501,544.25        | \$0.00                       | \$19,501,544.25        | \$1,541,861.47        | \$1,541,861.47        | 7.90 %   | -17,959,682.78        |
| 9 TRANSFERENCIAS, ASIGNACIONES, SUBSIDIOS Y OTRA | \$250,000.00           | \$0.00                       | \$250,000.00           | \$0.00                | \$0.00                | 0.00 %   | -250,000.00           |
| <b>Total</b>                                     | <b>\$19,926,544.25</b> | <b>\$0.00</b>                | <b>\$19,926,544.25</b> | <b>\$1,545,683.47</b> | <b>\$1,545,683.47</b> | <b>7.75 %</b>                                    | <b>-18,380,860.78</b> |

| Estado Analítico de Ingresos por Fuente de Financiamiento | Ingreso Estimado | Ampliaciones / (Reducciones) | Ingreso Modificado | Ingresos Devengados | Ingresos Recaudados | Avance de Recaudación (Recaudación / Estimación) | Ingresos Excedentes |
|---|------------------|------------------------------|--------------------|---------------------|---------------------|--|---------------------|
|---|------------------|------------------------------|--------------------|---------------------|---------------------|--|---------------------|

**Tributarios**

|  |                    |               |                    |                   |                   |               |                   |
|--|--------------------|---------------|--------------------|-------------------|-------------------|---------------|-------------------|
| IMPUESTOS SOBRE LOS INGRESOS                       | \$12,000.00        | \$0.00        | \$12,000.00        | \$0.00            | \$0.00            | 0.00 %        | -12,000.00        |
| IMPUESTOS SOBRE EL PATRIMONIO                      | \$20,000.00        | \$0.00        | \$20,000.00        | \$1,322.00        | \$1,322.00        | 6.61 %        | -18,678.00        |
| IMPUESTOS SOBRE LA PRODUCCIÓN, EL CONSUMO Y LAS TR | \$2,500.00         | \$0.00        | \$2,500.00         | \$0.00            | \$0.00            | 0.00 %        | -2,500.00         |
| IMPUESTOS AL COMERCIO EXTERIOR                     | \$0.00             | \$0.00        | \$0.00             | \$0.00            | \$0.00            | 0.00 %        | 0.00              |
| IMPUESTOS SOBRE NÓMINAS Y ASIMILABLES              | \$0.00             | \$0.00        | \$0.00             | \$0.00            | \$0.00            | 0.00 %        | 0.00              |
| IMPUESTOS ECOLÓGICOS                               | \$0.00             | \$0.00        | \$0.00             | \$0.00            | \$0.00            | 0.00 %        | 0.00              |
| ACCESORIOS DE IMPUESTOS                            | \$1,500.00         | \$0.00        | \$1,500.00         | \$0.00            | \$0.00            | 0.00 %        | -1,500.00         |
| OTROS IMPUESTOS                                    | \$1,000.00         | \$0.00        | \$1,000.00         | \$0.00            | \$0.00            | 0.00 %        | -1,000.00         |
| <b>Subtotal Tributarios</b>                        | <b>\$37,000.00</b> | <b>\$0.00</b> | <b>\$37,000.00</b> | <b>\$1,322.00</b> | <b>\$1,322.00</b> | <b>3.57 %</b> | <b>-35,678.00</b> |

**No Tributarios**

|                                |                     |               |                     |                   |                   |               |                    |
|--------------------------------|---------------------|---------------|---------------------|-------------------|-------------------|---------------|--------------------|
| I DERECHOS                     | \$87,000.00         | \$0.00        | \$87,000.00         | \$1,750.00        | \$1,750.00        | 2.01 %        | -85,250.00         |
| II PRODUCTOS                   | \$10,000.00         | \$0.00        | \$10,000.00         | \$0.00            | \$0.00            | 0.00 %        | -10,000.00         |
| III APROVECHAMIENTOS           | \$39,000.00         | \$0.00        | \$39,000.00         | \$750.00          | \$750.00          | 1.92 %        | -38,250.00         |
| IV CONTRIBUCIONES DE MEJORAS   | \$2,000.00          | \$0.00        | \$2,000.00          | \$0.00            | \$0.00            | 0.00 %        | -2,000.00          |
| <b>Subtotal No Tributarios</b> | <b>\$138,000.00</b> | <b>\$0.00</b> | <b>\$138,000.00</b> | <b>\$2,500.00</b> | <b>\$2,500.00</b> | <b>1.81 %</b> | <b>-135,500.00</b> |

**Otros**

|   |        |        |        |        |        |  |      |
|---|--------|--------|--------|--------|--------|--|------|
| 0 INGRESOS DERIVADOS DE FINANCIAMIENTOS | \$0.00 | \$0.00 | \$0.00 | \$0.00 | \$0.00 |  | 0.00 |
|---|--------|--------|--------|--------|--------|--|------|

000003

| Rubros de los Ingresos                           | Ingreso Estimado       | Ampliaciones / (Reducciones) | Ingreso Modificado     | Ingresos Devengados   | Ingresos Recaudados   | Avance de Recaudación (Recaudación / Estimación) | Ingresos Excedentes   |
|--|------------------------|------------------------------|------------------------|-----------------------|-----------------------|--|-----------------------|
| 8 PARTICIPACIONES Y APORTACIONES                 | \$19,501,544.25        | \$0.00                       | \$19,501,544.25        | \$1,541,861.47        | \$1,541,861.47        | 7.90 %   | -17,959,682.78        |
| 9 TRANSFERENCIAS, ASIGNACIONES, SUBSIDIOS Y OTRA | \$250,000.00           | \$0.00                       | \$250,000.00           | \$0.00                | \$0.00                | 0.00 %   | -250,000.00           |
| Subtotal Otros                                   | \$19,751,544.25        | \$0.00                       | \$19,751,544.25        | \$1,541,861.47        | \$1,541,861.47        | 7.80 %   | -18,209,682.78        |
| <b>Total</b>                                     | <b>\$19,926,544.25</b> | <b>\$0.00</b>                | <b>\$19,926,544.25</b> | <b>\$1,545,683.47</b> | <b>\$1,545,683.47</b> | <b>7.75 %</b>                                    | <b>-18,380,860.78</b> |

H. AYUNTAMIENTO  
PRESIDENTE MUNICIPAL  
TEKOM, YUC.  
2015 - 2018

C. ARMIN ARMANDO CUMUL COCOM  
PRESIDENTE MUNICIPAL

C. JORGE ANGELINO CANUL CHAY  
TESORERO MUNICIPAL

H. AYUNTAMIENTO  
TESORERO  
MUNICIPAL  
TEKOM, YUC.  
2015 - 2018

H. AYUNTAMIENTO  
DE TEKOM, YUC.  
2015 - 2018  
SINDICO

C. GLORIA ARACELLY COCOM CAN  
SINDICA MUNICIPAL

C. VICTOR MANUEL BATUN CAN  
SECRETARIO MUNICIPAL

H. AYUNTAMIENTO  
DE TEKOM, YUC.  
2015 - 2018  
SECRETARIO

000004



MUNICIPIO DE TIXTLA  
ESTADO DE YUCATAN  
Estado Analítico de Ingresos Presupuestales  
Al 30/sep./2015

Usu Supervisor  
Rep rptEstadoPresupuestalIngresos

Fecha: 11/10/2015  
Hora de Impresión: 12:50 p.m.

| Fuente de Ingresos   | Ley de Ingresos Estimada | Ampliaciones / (Reducciones) | Ley de Ingresos Modificada | Ingresos Devengados | Ingresos Recaudados | Devengado Por Recaudar | Avance de Recaudación (Recaudación / Estimación) |
|--|--------------------------|------------------------------|----------------------------|---------------------|---------------------|------------------------|--|
| <u>11 IMPUESTOS SOBRE LOS INGRESOS</u>                       | \$12,000.00              | \$0.00                       | \$12,000.00                | \$0.00              | \$0.00              | \$0.00                 | 0.00 %   |
| Impuesto sobre Espectáculos Públicos                         | \$12,000.00              | \$0.00                       | \$12,000.00                | \$0.00              | \$0.00              | \$0.00                 | 0.00 %   |
| Circos y Carpas Ambulantes                                   | \$12,000.00              | \$0.00                       | \$12,000.00                | \$0.00              | \$0.00              | \$0.00                 | 0.00 %   |
| <u>12 IMPUESTOS SOBRE EL PATRIMONIO</u>                      | \$20,000.00              | \$0.00                       | \$20,000.00                | \$1,322.00          | \$1,322.00          | \$0.00                 | 6.61 %   |
| Impuesto Predial   | \$20,000.00              | \$0.00                       | \$20,000.00                | \$1,322.00          | \$1,322.00          | \$0.00                 | 6.61 %   |
| Urbano   | \$20,000.00              | \$0.00                       | \$20,000.00                | \$1,322.00          | \$1,322.00          | \$0.00                 | 6.61 %   |
| Habitacional   | \$20,000.00              | \$0.00                       | \$20,000.00                | \$1,322.00          | \$1,322.00          | \$0.00                 | 6.61 %   |
| <u>13 IMPUESTOS SOBRE LA PRODUCCIÓN, EL CONSUMO Y</u>        | \$2,500.00               | \$0.00                       | \$2,500.00                 | \$0.00              | \$0.00              | \$0.00                 | 0.00 %   |
| Impuesto sobre Adquisición de Inmuebles                      | \$2,500.00               | \$0.00                       | \$2,500.00                 | \$0.00              | \$0.00              | \$0.00                 | 0.00 %   |
| Actos con Escritura o Registro Público                       | \$2,500.00               | \$0.00                       | \$2,500.00                 | \$0.00              | \$0.00              | \$0.00                 | 0.00 %   |
| <u>17 ACCESORIOS DE IMPUESTOS</u>                            | \$1,500.00               | \$0.00                       | \$1,500.00                 | \$0.00              | \$0.00              | \$0.00                 | 0.00 %   |
| Actualizaciones de Impuestos                                 | \$400.00                 | \$0.00                       | \$400.00                   | \$0.00              | \$0.00              | \$0.00                 | 0.00 %   |
| Multas de Impuestos  | \$800.00                 | \$0.00                       | \$800.00                   | \$0.00              | \$0.00              | \$0.00                 | 0.00 %   |
| Gastos de Ejecución de Impuestos                             | \$300.00                 | \$0.00                       | \$300.00                   | \$0.00              | \$0.00              | \$0.00                 | 0.00 %   |
| <u>18 OTROS IMPUESTOS</u>                                    | \$1,000.00               | \$0.00                       | \$1,000.00                 | \$0.00              | \$0.00              | \$0.00                 | 0.00 %   |
| Impuestos sobre Instrumentos Públicos y Operaciones          | \$1,000.00               | \$0.00                       | \$1,000.00                 | \$0.00              | \$0.00              | \$0.00                 | 0.00 %   |
| Renovación   | \$1,000.00               | \$0.00                       | \$1,000.00                 | \$0.00              | \$0.00              | \$0.00                 | 0.00 %   |
| <u>31 CONTRIBUCIONES DE MEJORAS POR OBRAS PÚBLICAS</u>       | \$2,000.00               | \$0.00                       | \$2,000.00                 | \$0.00              | \$0.00              | \$0.00                 | 0.00 %   |
| Contribución De Mejoras Por Obras Públicas                   | \$1,000.00               | \$0.00                       | \$1,000.00                 | \$0.00              | \$0.00              | \$0.00                 | 0.00 %   |
| Contribuciones De Mejoras Por Servicios Públicos             | \$1,000.00               | \$0.00                       | \$1,000.00                 | \$0.00              | \$0.00              | \$0.00                 | 0.00 %   |
| <u>41 DERECHOS POR EL USO, GOCE, APROVECHAMIENTO O</u>       | \$8,000.00               | \$0.00                       | \$8,000.00                 | \$700.00            | \$700.00            | \$0.00                 | 8.75 %   |
| Por el Uso de Locales ó Pisos de Mercado, Espacios en la Vía | \$6,000.00               | \$0.00                       | \$6,000.00                 | \$700.00            | \$700.00            | \$0.00                 | 11.66 %  |
| Locales ó Pisos de Mercado                                   | \$4,000.00               | \$0.00                       | \$4,000.00                 | \$0.00              | \$0.00              | \$0.00                 | 0.00 %   |
| Espacios en la Vía Pública                                   | \$2,000.00               | \$0.00                       | \$2,000.00                 | \$700.00            | \$700.00            | \$0.00                 | 35.00 %  |
| Por el Uso y Aprovechamientos de los Bienes del Dominio      | \$2,000.00               | \$0.00                       | \$2,000.00                 | \$0.00              | \$0.00              | \$0.00                 | 0.00 %   |
| Lotes, Criptas y Máusoleos de Panteones Municipales          | \$2,000.00               | \$0.00                       | \$2,000.00                 | \$0.00              | \$0.00              | \$0.00                 | 0.00 %   |
| <u>43 DERECHOS POR PRESTACIÓN DE SERVICIOS</u>               | \$60,000.00              | \$0.00                       | \$60,000.00                | \$950.00            | \$950.00            | \$0.00                 | 1.58 %   |
| Servicios de Agua Potable, Drenaje y Alcantarillado          | \$5,000.00               | \$0.00                       | \$5,000.00                 | \$950.00            | \$950.00            | \$0.00                 | 19.00 %  |
| Toma Domésticas  | \$5,000.00               | \$0.00                       | \$5,000.00                 | \$950.00            | \$950.00            | \$0.00                 | 19.00 %  |
| Servicios De Alumbrado Público                               | \$45,000.00              | \$0.00                       | \$45,000.00                | \$0.00              | \$0.00              | \$0.00                 | 0.00 %   |
| Derechos de alumbrado  | \$45,000.00              | \$0.00                       | \$45,000.00                | \$0.00              | \$0.00              | \$0.00                 | 0.00 %   |
| Servicios de Limpia, Recolección, Traslado y Disposición     | \$2,000.00               | \$0.00                       | \$2,000.00                 | \$0.00              | \$0.00              | \$0.00                 | 0.00 %   |
| Residencial  | \$2,000.00               | \$0.00                       | \$2,000.00                 | \$0.00              | \$0.00              | \$0.00                 | 0.00 %   |
| Servicios de Mercados y Centrales de Abasto                  | \$5,000.00               | \$0.00                       | \$5,000.00                 | \$0.00              | \$0.00              | \$0.00                 | 0.00 %   |
| Servicios de mercados y centrales de abasto                  | \$5,000.00               | \$0.00                       | \$5,000.00                 | \$0.00              | \$0.00              | \$0.00                 | 0.00 %   |

000005



MUNICIPIO DE T'HO  
ESTADO DE YUCATÁN  
Estado Analítico de Ingresos Presupuestales  
Al 30/sep./2015

Supervisor:  
Report: rptEstadoPresupuestoIngresos

Fecha: 30/09/2015  
hora de Impresión: 12:50 p. m.

| Fuente de Ingresos   | Ley de Ingresos Estimada | Ampliaciones / (Reducciones) | Ley de Ingresos Modificada | Ingresos Devengados | Ingresos Recaudados | Devengado Por Recaudar | Avance de Recaudación (Recaudación / Estimación) |
|--|--------------------------|------------------------------|----------------------------|---------------------|---------------------|------------------------|--|
| Servicios de Seguridad Pública   | \$3,000.00               | \$0.00                       | \$3,000.00                 | \$0.00              | \$0.00              | \$0.00                 | 0.00 %   |
| Servicios del Tránsito Municipal   | \$3,000.00               | \$0.00                       | \$3,000.00                 | \$0.00              | \$0.00              | \$0.00                 | 0.00 %   |
| 44 OTROS DERECHOS  | \$17,000.00              | \$0.00                       | \$17,000.00                | \$100.00            | \$100.00            | \$0.00                 | 0.58 %   |
| Licencias de Funcionamiento y Permisos   | \$5,000.00               | \$0.00                       | \$5,000.00                 | \$0.00              | \$0.00              | \$0.00                 | 0.00 %   |
| Servicios que Presta la Dirección de Obras Públicas y Expedición de Certificados, Constancias, Copias, Fotografías | \$5,000.00               | \$0.00                       | \$5,000.00                 | \$0.00              | \$0.00              | \$0.00                 | 0.00 %   |
| Expedición de Certificados, Constancias, Copias, Fotografías   | \$2,000.00               | \$0.00                       | \$2,000.00                 | \$50.00             | \$50.00             | \$0.00                 | 2.50 %   |
| Servicios que Presta la Unidad de Acceso a la Información  | \$1,000.00               | \$0.00                       | \$1,000.00                 | \$0.00              | \$0.00              | \$0.00                 | 0.00 %   |
| Servicio de Supervisión Sanitaria de Matanza de Ganado   | \$4,000.00               | \$0.00                       | \$4,000.00                 | \$50.00             | \$50.00             | \$0.00                 | 1.25 %   |
| 45 ACCESORIOS DE DERECHOS  | \$2,000.00               | \$0.00                       | \$2,000.00                 | \$0.00              | \$0.00              | \$0.00                 | 0.00 %   |
| Actualizaciones de Derechos  | \$500.00                 | \$0.00                       | \$500.00                   | \$0.00              | \$0.00              | \$0.00                 | 0.00 %   |
| Multas de Derechos   | \$900.00                 | \$0.00                       | \$900.00                   | \$0.00              | \$0.00              | \$0.00                 | 0.00 %   |
| Gastos de Ejecución de Derechos  | \$600.00                 | \$0.00                       | \$600.00                   | \$0.00              | \$0.00              | \$0.00                 | 0.00 %   |
| 51 PRODUCTOS DERIVADOS DEL USO Y   | \$4,000.00               | \$0.00                       | \$4,000.00                 | \$0.00              | \$0.00              | \$0.00                 | 0.00 %   |
| Derivados de Productos Financieros   | \$4,000.00               | \$0.00                       | \$4,000.00                 | \$0.00              | \$0.00              | \$0.00                 | 0.00 %   |
| 52 ENAJENACIÓN DE BIENES MUEBLES NO SUJETOS A SER  | \$6,000.00               | \$0.00                       | \$6,000.00                 | \$0.00              | \$0.00              | \$0.00                 | 0.00 %   |
| Arrendamiento, Enajenación, Uso y Explotación de Bienes  | \$3,000.00               | \$0.00                       | \$3,000.00                 | \$0.00              | \$0.00              | \$0.00                 | 0.00 %   |
| Arrendamiento, Enajenación, Uso y Explotación de Bienes  | \$3,000.00               | \$0.00                       | \$3,000.00                 | \$0.00              | \$0.00              | \$0.00                 | 0.00 %   |
| 61 INCENTIVOS DERIVADOS DE LA COLABORACIÓN FISCAL  | \$39,000.00              | \$0.00                       | \$39,000.00                | \$750.00            | \$750.00            | \$0.00                 | 1.92 %   |
| Convenios con la Federación y el Estado (ZOFEMAT)  | \$4,000.00               | \$0.00                       | \$4,000.00                 | \$0.00              | \$0.00              | \$0.00                 | 0.00 %   |
| Infracciones por Faltas Administrativas  | \$2,000.00               | \$0.00                       | \$2,000.00                 | \$0.00              | \$0.00              | \$0.00                 | 0.00 %   |
| Sanciones por Faltas al Reglamento de Tránsito   | \$5,000.00               | \$0.00                       | \$5,000.00                 | \$750.00            | \$750.00            | \$0.00                 | 15.00 %  |
| Subsidios De Otro Nivel De Gobierno  | \$22,000.00              | \$0.00                       | \$22,000.00                | \$0.00              | \$0.00              | \$0.00                 | 0.00 %   |
| Aprovechamientos Diversos De Tipo Corriente  | \$6,000.00               | \$0.00                       | \$6,000.00                 | \$0.00              | \$0.00              | \$0.00                 | 0.00 %   |
| 81 PARTICIPACIONES   | \$9,927,505.84           | \$0.00                       | \$9,927,505.84             | \$796,314.13        | \$796,314.13        | \$0.00                 | 8.02 %   |
| Participaciones Federales  | \$9,927,505.84           | \$0.00                       | \$9,927,505.84             | \$796,314.13        | \$796,314.13        | \$0.00                 | 8.02 %   |
| Fondo General de Participaciones   | \$9,927,505.84           | \$0.00                       | \$9,927,505.84             | \$796,314.13        | \$796,314.13        | \$0.00                 | 8.02 %   |
| 82 APORTACIONES  | \$8,074,038.41           | \$0.00                       | \$8,074,038.41             | \$745,547.34        | \$745,547.34        | \$0.00                 | 9.23 %   |
| Fondo para la Infraestructura Social Municipal   | \$6,447,650.93           | \$0.00                       | \$6,447,650.93             | \$610,014.05        | \$610,014.05        | \$0.00                 | 9.46 %   |
| Fondo para la Infraestructura Social Municipal   | \$6,445,479.75           | \$0.00                       | \$6,445,479.75             | \$609,816.67        | \$609,816.67        | \$0.00                 | 9.46 %   |
| Intereses Bancarios del Fondo de Infraestructura   | \$2,171.18               | \$0.00                       | \$2,171.18                 | \$197.38            | \$197.38            | \$0.00                 | 9.09 %   |
| Fondo de Aportaciones para el Fortalecimiento de los   | \$1,626,387.48           | \$0.00                       | \$1,626,387.48             | \$135,533.29        | \$135,533.29        | \$0.00                 | 8.33 %   |
| Fondo de Aportaciones para el Fortalecimiento de los   | \$1,626,103.20           | \$0.00                       | \$1,626,103.20             | \$135,509.60        | \$135,509.60        | \$0.00                 | 8.33 %   |
| Intereses Bancarios del Fondo de Fortalecimiento   | \$284.28                 | \$0.00                       | \$284.28                   | \$23.69             | \$23.69             | \$0.00                 | 8.33 %   |
| 83 CONVENIOS   | \$1,500,000.00           | \$0.00                       | \$1,500,000.00             | \$0.00              | \$0.00              | \$0.00                 | 0.00 %   |
| Con la Federación ó el Estado  | \$1,500,000.00           | \$0.00                       | \$1,500,000.00             | \$0.00              | \$0.00              | \$0.00                 | 0.00 %   |

000006

MUNICIPIO DE TEKOM  
ESTADO DE YUCATAN  
Estado Analítico de Ingresos Presupuestales  
Al 30/sep./2015

| Fuente de Ingresos                                      | Ley de Ingresos Estimada | Ampliaciones / (Reducciones) | Ley de Ingresos Modificada | Ingresos Devengados   | Ingresos Recaudados   | Devengado Por Recaudar | Avance de Recaudación (Recaudación / Estimación) % |
|---|--------------------------|------------------------------|----------------------------|-----------------------|-----------------------|------------------------|--|
| 3x1 migrantes   | \$1,500,000.00           | \$0.00                       | \$1,500,000.00             | \$0.00                | \$0.00                | \$0.00                 | 0.00 %   |
| 91 TRANSFERENCIAS INTERNAS Y ASIGNACIONES DEL           | \$250,000.00             | \$0.00                       | \$250,000.00               | \$0.00                | \$0.00                | \$0.00                 | 0.00 %   |
| Las recibidas por conceptos diversos a participaciones, | \$250,000.00             | \$0.00                       | \$250,000.00               | \$0.00                | \$0.00                | \$0.00                 | 0.00 %   |
| <b>Total</b>  | <b>\$19,926,544.25</b>   | <b>\$0.00</b>                | <b>\$19,926,544.25</b>     | <b>\$1,545,683.47</b> | <b>\$1,545,683.47</b> | <b>\$0.00</b>          | <b>7.75 %</b>                                      |



H. AYUNTAMIENTO  
PRESIDENTE MUNICIPAL  
TEKOM, YUC.  
2015 - 2018

*[Signature]*

C. ARMIN ARMANDO KUMUL COCOM  
PRESIDENTE MUNICIPAL

*[Signature]*

C. JORGE ANGELINO CANUL CHAY  
TESORERO MUNICIPAL



H. AYUNTAMIENTO  
TESORERO  
MUNICIPAL  
TEKOM, YUC.  
2015-2018



H. AYUNTAMIENTO  
DE TEKOM, YUC.  
2015 - 2018  
SINDICO

*[Signature]*

C. GLORIA ARACELLY COCOM CAN  
SINDICA MUNICIPAL



C. VICTOR MIGUEL BATUN CAN  
SECRETARIO MUNICIPAL

H. AYUNTAMIENTO  
DE TEKOM, YUC.  
2015 - 2018  
SECRETARIO

000007

ESTADO DE YUCATAN  
 Estado Analítico Mensual de Ingresos  
 Al 30/sep./2015

Fecha: 11/10/2015  
 nota de impresión: 12:52 p. m.

| Presupuesto Vigente | Ene    | Feb    | Mar    | Abr    | May    | Jun    | Jul    | Ago    | Sep        | Oct    | Nov    | Dic    | Total      | Diferencia (Vigente - Total) |
|---------------------|--------|--------|--------|--------|--------|--------|--------|--------|------------|--------|--------|--------|------------|------------------------------|
| \$12,000.00         | \$0.00 | \$0.00 | \$0.00 | \$0.00 | \$0.00 | \$0.00 | \$0.00 | \$0.00 | \$0.00     | \$0.00 | \$0.00 | \$0.00 | \$0.00     | \$12,000.00                  |
| \$12,000.00         | \$0.00 | \$0.00 | \$0.00 | \$0.00 | \$0.00 | \$0.00 | \$0.00 | \$0.00 | \$0.00     | \$0.00 | \$0.00 | \$0.00 | \$0.00     | \$12,000.00                  |
| \$12,000.00         | \$0.00 | \$0.00 | \$0.00 | \$0.00 | \$0.00 | \$0.00 | \$0.00 | \$0.00 | \$0.00     | \$0.00 | \$0.00 | \$0.00 | \$0.00     | \$12,000.00                  |
| \$20,000.00         | \$0.00 | \$0.00 | \$0.00 | \$0.00 | \$0.00 | \$0.00 | \$0.00 | \$0.00 | \$1,322.00 | \$0.00 | \$0.00 | \$0.00 | \$1,322.00 | \$18,678.00                  |
| \$20,000.00         | \$0.00 | \$0.00 | \$0.00 | \$0.00 | \$0.00 | \$0.00 | \$0.00 | \$0.00 | \$1,322.00 | \$0.00 | \$0.00 | \$0.00 | \$1,322.00 | \$18,678.00                  |
| \$20,000.00         | \$0.00 | \$0.00 | \$0.00 | \$0.00 | \$0.00 | \$0.00 | \$0.00 | \$0.00 | \$1,322.00 | \$0.00 | \$0.00 | \$0.00 | \$1,322.00 | \$18,678.00                  |
| \$20,000.00         | \$0.00 | \$0.00 | \$0.00 | \$0.00 | \$0.00 | \$0.00 | \$0.00 | \$0.00 | \$1,322.00 | \$0.00 | \$0.00 | \$0.00 | \$1,322.00 | \$18,678.00                  |
| \$2,500.00          | \$0.00 | \$0.00 | \$0.00 | \$0.00 | \$0.00 | \$0.00 | \$0.00 | \$0.00 | \$0.00     | \$0.00 | \$0.00 | \$0.00 | \$0.00     | \$2,500.00                   |
| \$2,500.00          | \$0.00 | \$0.00 | \$0.00 | \$0.00 | \$0.00 | \$0.00 | \$0.00 | \$0.00 | \$0.00     | \$0.00 | \$0.00 | \$0.00 | \$0.00     | \$2,500.00                   |
| \$2,500.00          | \$0.00 | \$0.00 | \$0.00 | \$0.00 | \$0.00 | \$0.00 | \$0.00 | \$0.00 | \$0.00     | \$0.00 | \$0.00 | \$0.00 | \$0.00     | \$2,500.00                   |
| \$1,500.00          | \$0.00 | \$0.00 | \$0.00 | \$0.00 | \$0.00 | \$0.00 | \$0.00 | \$0.00 | \$0.00     | \$0.00 | \$0.00 | \$0.00 | \$0.00     | \$1,500.00                   |
| \$400.00            | \$0.00 | \$0.00 | \$0.00 | \$0.00 | \$0.00 | \$0.00 | \$0.00 | \$0.00 | \$0.00     | \$0.00 | \$0.00 | \$0.00 | \$0.00     | \$400.00                     |
| \$800.00            | \$0.00 | \$0.00 | \$0.00 | \$0.00 | \$0.00 | \$0.00 | \$0.00 | \$0.00 | \$0.00     | \$0.00 | \$0.00 | \$0.00 | \$0.00     | \$800.00                     |
| \$300.00            | \$0.00 | \$0.00 | \$0.00 | \$0.00 | \$0.00 | \$0.00 | \$0.00 | \$0.00 | \$0.00     | \$0.00 | \$0.00 | \$0.00 | \$0.00     | \$300.00                     |
| \$1,000.00          | \$0.00 | \$0.00 | \$0.00 | \$0.00 | \$0.00 | \$0.00 | \$0.00 | \$0.00 | \$0.00     | \$0.00 | \$0.00 | \$0.00 | \$0.00     | \$1,000.00                   |
| \$1,000.00          | \$0.00 | \$0.00 | \$0.00 | \$0.00 | \$0.00 | \$0.00 | \$0.00 | \$0.00 | \$0.00     | \$0.00 | \$0.00 | \$0.00 | \$0.00     | \$1,000.00                   |
| \$1,000.00          | \$0.00 | \$0.00 | \$0.00 | \$0.00 | \$0.00 | \$0.00 | \$0.00 | \$0.00 | \$0.00     | \$0.00 | \$0.00 | \$0.00 | \$0.00     | \$1,000.00                   |
| \$2,000.00          | \$0.00 | \$0.00 | \$0.00 | \$0.00 | \$0.00 | \$0.00 | \$0.00 | \$0.00 | \$0.00     | \$0.00 | \$0.00 | \$0.00 | \$0.00     | \$2,000.00                   |
| \$1,000.00          | \$0.00 | \$0.00 | \$0.00 | \$0.00 | \$0.00 | \$0.00 | \$0.00 | \$0.00 | \$0.00     | \$0.00 | \$0.00 | \$0.00 | \$0.00     | \$1,000.00                   |
| \$1,000.00          | \$0.00 | \$0.00 | \$0.00 | \$0.00 | \$0.00 | \$0.00 | \$0.00 | \$0.00 | \$0.00     | \$0.00 | \$0.00 | \$0.00 | \$0.00     | \$1,000.00                   |
| \$8,000.00          | \$0.00 | \$0.00 | \$0.00 | \$0.00 | \$0.00 | \$0.00 | \$0.00 | \$0.00 | \$700.00   | \$0.00 | \$0.00 | \$0.00 | \$700.00   | \$7,300.00                   |
| \$6,000.00          | \$0.00 | \$0.00 | \$0.00 | \$0.00 | \$0.00 | \$0.00 | \$0.00 | \$0.00 | \$700.00   | \$0.00 | \$0.00 | \$0.00 | \$700.00   | \$5,300.00                   |
| \$4,000.00          | \$0.00 | \$0.00 | \$0.00 | \$0.00 | \$0.00 | \$0.00 | \$0.00 | \$0.00 | \$0.00     | \$0.00 | \$0.00 | \$0.00 | \$0.00     | \$4,000.00                   |
| \$2,000.00          | \$0.00 | \$0.00 | \$0.00 | \$0.00 | \$0.00 | \$0.00 | \$0.00 | \$0.00 | \$700.00   | \$0.00 | \$0.00 | \$0.00 | \$700.00   | \$1,300.00                   |
| \$2,000.00          | \$0.00 | \$0.00 | \$0.00 | \$0.00 | \$0.00 | \$0.00 | \$0.00 | \$0.00 | \$0.00     | \$0.00 | \$0.00 | \$0.00 | \$0.00     | \$2,000.00                   |
| \$2,000.00          | \$0.00 | \$0.00 | \$0.00 | \$0.00 | \$0.00 | \$0.00 | \$0.00 | \$0.00 | \$0.00     | \$0.00 | \$0.00 | \$0.00 | \$0.00     | \$2,000.00                   |
| \$60,000.00         | \$0.00 | \$0.00 | \$0.00 | \$0.00 | \$0.00 | \$0.00 | \$0.00 | \$0.00 | \$950.00   | \$0.00 | \$0.00 | \$0.00 | \$950.00   | \$59,050.00                  |
| \$5,000.00          | \$0.00 | \$0.00 | \$0.00 | \$0.00 | \$0.00 | \$0.00 | \$0.00 | \$0.00 | \$950.00   | \$0.00 | \$0.00 | \$0.00 | \$950.00   | \$4,050.00                   |
| \$5,000.00          | \$0.00 | \$0.00 | \$0.00 | \$0.00 | \$0.00 | \$0.00 | \$0.00 | \$0.00 | \$950.00   | \$0.00 | \$0.00 | \$0.00 | \$950.00   | \$4,050.00                   |
| \$45,000.00         | \$0.00 | \$0.00 | \$0.00 | \$0.00 | \$0.00 | \$0.00 | \$0.00 | \$0.00 | \$0.00     | \$0.00 | \$0.00 | \$0.00 | \$0.00     | \$45,000.00                  |
| \$45,000.00         | \$0.00 | \$0.00 | \$0.00 | \$0.00 | \$0.00 | \$0.00 | \$0.00 | \$0.00 | \$0.00     | \$0.00 | \$0.00 | \$0.00 | \$0.00     | \$45,000.00                  |
| \$2,000.00          | \$0.00 | \$0.00 | \$0.00 | \$0.00 | \$0.00 | \$0.00 | \$0.00 | \$0.00 | \$0.00     | \$0.00 | \$0.00 | \$0.00 | \$0.00     | \$2,000.00                   |

000008

MUNICIPIO DE TETIKOMI  
ESTADO DE YUCATAN  
Estado Analitico Mensual de Ingresos  
Al 30/sep./2015

Presupuesto Vigente 2015  
Forma de Impresion 12/52 p. m

| Presupuesto Vigente | Ene    | Feb    | Mar    | Abr    | May    | Jun    | Jul    | Ago    | Sep          | Oct    | Nov    | Dic    | Total        | Diferencia (Vigente - Total) |
|---------------------|--------|--------|--------|--------|--------|--------|--------|--------|--------------|--------|--------|--------|--------------|------------------------------|
| \$2,000.00          | \$0.00 | \$0.00 | \$0.00 | \$0.00 | \$0.00 | \$0.00 | \$0.00 | \$0.00 | \$0.00       | \$0.00 | \$0.00 | \$0.00 | \$0.00       | \$2,000.00                   |
| \$5,000.00          | \$0.00 | \$0.00 | \$0.00 | \$0.00 | \$0.00 | \$0.00 | \$0.00 | \$0.00 | \$0.00       | \$0.00 | \$0.00 | \$0.00 | \$0.00       | \$5,000.00                   |
| \$5,000.00          | \$0.00 | \$0.00 | \$0.00 | \$0.00 | \$0.00 | \$0.00 | \$0.00 | \$0.00 | \$0.00       | \$0.00 | \$0.00 | \$0.00 | \$0.00       | \$5,000.00                   |
| \$3,000.00          | \$0.00 | \$0.00 | \$0.00 | \$0.00 | \$0.00 | \$0.00 | \$0.00 | \$0.00 | \$0.00       | \$0.00 | \$0.00 | \$0.00 | \$0.00       | \$3,000.00                   |
| \$3,000.00          | \$0.00 | \$0.00 | \$0.00 | \$0.00 | \$0.00 | \$0.00 | \$0.00 | \$0.00 | \$0.00       | \$0.00 | \$0.00 | \$0.00 | \$0.00       | \$3,000.00                   |
| \$17,000.00         | \$0.00 | \$0.00 | \$0.00 | \$0.00 | \$0.00 | \$0.00 | \$0.00 | \$0.00 | \$100.00     | \$0.00 | \$0.00 | \$0.00 | \$100.00     | \$16,900.00                  |
| \$5,000.00          | \$0.00 | \$0.00 | \$0.00 | \$0.00 | \$0.00 | \$0.00 | \$0.00 | \$0.00 | \$0.00       | \$0.00 | \$0.00 | \$0.00 | \$0.00       | \$5,000.00                   |
| \$5,000.00          | \$0.00 | \$0.00 | \$0.00 | \$0.00 | \$0.00 | \$0.00 | \$0.00 | \$0.00 | \$0.00       | \$0.00 | \$0.00 | \$0.00 | \$0.00       | \$5,000.00                   |
| \$2,000.00          | \$0.00 | \$0.00 | \$0.00 | \$0.00 | \$0.00 | \$0.00 | \$0.00 | \$0.00 | \$50.00      | \$0.00 | \$0.00 | \$0.00 | \$50.00      | \$1,950.00                   |
| \$1,000.00          | \$0.00 | \$0.00 | \$0.00 | \$0.00 | \$0.00 | \$0.00 | \$0.00 | \$0.00 | \$0.00       | \$0.00 | \$0.00 | \$0.00 | \$0.00       | \$1,000.00                   |
| \$4,000.00          | \$0.00 | \$0.00 | \$0.00 | \$0.00 | \$0.00 | \$0.00 | \$0.00 | \$0.00 | \$50.00      | \$0.00 | \$0.00 | \$0.00 | \$50.00      | \$3,950.00                   |
| \$2,000.00          | \$0.00 | \$0.00 | \$0.00 | \$0.00 | \$0.00 | \$0.00 | \$0.00 | \$0.00 | \$0.00       | \$0.00 | \$0.00 | \$0.00 | \$0.00       | \$2,000.00                   |
| \$500.00            | \$0.00 | \$0.00 | \$0.00 | \$0.00 | \$0.00 | \$0.00 | \$0.00 | \$0.00 | \$0.00       | \$0.00 | \$0.00 | \$0.00 | \$0.00       | \$500.00                     |
| \$900.00            | \$0.00 | \$0.00 | \$0.00 | \$0.00 | \$0.00 | \$0.00 | \$0.00 | \$0.00 | \$0.00       | \$0.00 | \$0.00 | \$0.00 | \$0.00       | \$900.00                     |
| \$600.00            | \$0.00 | \$0.00 | \$0.00 | \$0.00 | \$0.00 | \$0.00 | \$0.00 | \$0.00 | \$0.00       | \$0.00 | \$0.00 | \$0.00 | \$0.00       | \$600.00                     |
| \$4,000.00          | \$0.00 | \$0.00 | \$0.00 | \$0.00 | \$0.00 | \$0.00 | \$0.00 | \$0.00 | \$0.00       | \$0.00 | \$0.00 | \$0.00 | \$0.00       | \$4,000.00                   |
| \$4,000.00          | \$0.00 | \$0.00 | \$0.00 | \$0.00 | \$0.00 | \$0.00 | \$0.00 | \$0.00 | \$0.00       | \$0.00 | \$0.00 | \$0.00 | \$0.00       | \$4,000.00                   |
| \$6,000.00          | \$0.00 | \$0.00 | \$0.00 | \$0.00 | \$0.00 | \$0.00 | \$0.00 | \$0.00 | \$0.00       | \$0.00 | \$0.00 | \$0.00 | \$0.00       | \$6,000.00                   |
| \$3,000.00          | \$0.00 | \$0.00 | \$0.00 | \$0.00 | \$0.00 | \$0.00 | \$0.00 | \$0.00 | \$0.00       | \$0.00 | \$0.00 | \$0.00 | \$0.00       | \$3,000.00                   |
| \$3,000.00          | \$0.00 | \$0.00 | \$0.00 | \$0.00 | \$0.00 | \$0.00 | \$0.00 | \$0.00 | \$0.00       | \$0.00 | \$0.00 | \$0.00 | \$0.00       | \$3,000.00                   |
| \$39,000.00         | \$0.00 | \$0.00 | \$0.00 | \$0.00 | \$0.00 | \$0.00 | \$0.00 | \$0.00 | \$750.00     | \$0.00 | \$0.00 | \$0.00 | \$750.00     | \$38,250.00                  |
| \$4,000.00          | \$0.00 | \$0.00 | \$0.00 | \$0.00 | \$0.00 | \$0.00 | \$0.00 | \$0.00 | \$0.00       | \$0.00 | \$0.00 | \$0.00 | \$0.00       | \$4,000.00                   |
| \$2,000.00          | \$0.00 | \$0.00 | \$0.00 | \$0.00 | \$0.00 | \$0.00 | \$0.00 | \$0.00 | \$0.00       | \$0.00 | \$0.00 | \$0.00 | \$0.00       | \$2,000.00                   |
| \$5,000.00          | \$0.00 | \$0.00 | \$0.00 | \$0.00 | \$0.00 | \$0.00 | \$0.00 | \$0.00 | \$750.00     | \$0.00 | \$0.00 | \$0.00 | \$750.00     | \$4,250.00                   |
| \$22,000.00         | \$0.00 | \$0.00 | \$0.00 | \$0.00 | \$0.00 | \$0.00 | \$0.00 | \$0.00 | \$0.00       | \$0.00 | \$0.00 | \$0.00 | \$0.00       | \$22,000.00                  |
| \$6,000.00          | \$0.00 | \$0.00 | \$0.00 | \$0.00 | \$0.00 | \$0.00 | \$0.00 | \$0.00 | \$0.00       | \$0.00 | \$0.00 | \$0.00 | \$0.00       | \$6,000.00                   |
| \$9,927,505.84      | \$0.00 | \$0.00 | \$0.00 | \$0.00 | \$0.00 | \$0.00 | \$0.00 | \$0.00 | \$796,314.13 | \$0.00 | \$0.00 | \$0.00 | \$796,314.13 | \$9,131,191.71               |
| \$9,927,505.84      | \$0.00 | \$0.00 | \$0.00 | \$0.00 | \$0.00 | \$0.00 | \$0.00 | \$0.00 | \$796,314.13 | \$0.00 | \$0.00 | \$0.00 | \$796,314.13 | \$9,131,191.71               |
| \$9,927,505.84      | \$0.00 | \$0.00 | \$0.00 | \$0.00 | \$0.00 | \$0.00 | \$0.00 | \$0.00 | \$796,314.13 | \$0.00 | \$0.00 | \$0.00 | \$796,314.13 | \$9,131,191.71               |
| \$8,074,038.41      | \$0.00 | \$0.00 | \$0.00 | \$0.00 | \$0.00 | \$0.00 | \$0.00 | \$0.00 | \$745,547.34 | \$0.00 | \$0.00 | \$0.00 | \$745,547.34 | \$7,328,491.07               |
| \$6,447,650.93      | \$0.00 | \$0.00 | \$0.00 | \$0.00 | \$0.00 | \$0.00 | \$0.00 | \$0.00 | \$610,014.05 | \$0.00 | \$0.00 | \$0.00 | \$610,014.05 | \$5,837,636.88               |
| \$6,445,479.75      | \$0.00 | \$0.00 | \$0.00 | \$0.00 | \$0.00 | \$0.00 | \$0.00 | \$0.00 | \$609,816.67 | \$0.00 | \$0.00 | \$0.00 | \$609,816.67 | \$5,835,663.08               |

000009

MUNICIPIO DE TEKOM  
ESTADO DE YUCATAN  
Estado Analitico Mensual de Ingresos  
Al 30/sep./2015

hora de impresion: 12:42 p.m.

| Presupuesto Vigente | Ene    | Feb    | Mar    | Abr    | May    | Jun    | Jul    | Ago    | Sep            | Oct    | Nov    | Dic    | Total          | Diferencia (Vigente - Total) |
|---------------------|--------|--------|--------|--------|--------|--------|--------|--------|----------------|--------|--------|--------|----------------|------------------------------|
| \$2,171.18          | \$0.00 | \$0.00 | \$0.00 | \$0.00 | \$0.00 | \$0.00 | \$0.00 | \$0.00 | \$197.38       | \$0.00 | \$0.00 | \$0.00 | \$197.38       | \$1,973.80                   |
| \$1,626,387.48      | \$0.00 | \$0.00 | \$0.00 | \$0.00 | \$0.00 | \$0.00 | \$0.00 | \$0.00 | \$135,533.29   | \$0.00 | \$0.00 | \$0.00 | \$135,533.29   | \$1,490,854.19               |
| \$1,626,103.20      | \$0.00 | \$0.00 | \$0.00 | \$0.00 | \$0.00 | \$0.00 | \$0.00 | \$0.00 | \$135,509.60   | \$0.00 | \$0.00 | \$0.00 | \$135,509.60   | \$1,490,593.60               |
| \$284.28            | \$0.00 | \$0.00 | \$0.00 | \$0.00 | \$0.00 | \$0.00 | \$0.00 | \$0.00 | \$23.69        | \$0.00 | \$0.00 | \$0.00 | \$23.69        | \$260.59                     |
| \$1,500,000.00      | \$0.00 | \$0.00 | \$0.00 | \$0.00 | \$0.00 | \$0.00 | \$0.00 | \$0.00 | \$0.00         | \$0.00 | \$0.00 | \$0.00 | \$0.00         | \$1,500,000.00               |
| \$1,500,000.00      | \$0.00 | \$0.00 | \$0.00 | \$0.00 | \$0.00 | \$0.00 | \$0.00 | \$0.00 | \$0.00         | \$0.00 | \$0.00 | \$0.00 | \$0.00         | \$1,500,000.00               |
| \$1,500,000.00      | \$0.00 | \$0.00 | \$0.00 | \$0.00 | \$0.00 | \$0.00 | \$0.00 | \$0.00 | \$0.00         | \$0.00 | \$0.00 | \$0.00 | \$0.00         | \$1,500,000.00               |
| \$250,000.00        | \$0.00 | \$0.00 | \$0.00 | \$0.00 | \$0.00 | \$0.00 | \$0.00 | \$0.00 | \$0.00         | \$0.00 | \$0.00 | \$0.00 | \$0.00         | \$250,000.00                 |
| \$250,000.00        | \$0.00 | \$0.00 | \$0.00 | \$0.00 | \$0.00 | \$0.00 | \$0.00 | \$0.00 | \$0.00         | \$0.00 | \$0.00 | \$0.00 | \$0.00         | \$250,000.00                 |
| \$19,926,544.25     | \$0.00 | \$0.00 | \$0.00 | \$0.00 | \$0.00 | \$0.00 | \$0.00 | \$0.00 | \$1,545,683.47 | \$0.00 | \$0.00 | \$0.00 | \$1,545,683.47 | \$18,380,860.78              |

TO  
CIPAL

C. ARMIN ARMANDO KUMUL COCOM  
PRESIDENTE MUNICIPAL



H. AYUNTAMIENTO  
TESORERO  
MUNICIPAL  
TEKOM, YUC.  
2015-2018

C. GLORIA ARACELLY COCOM CAN  
SINDICA MUNICIPAL



H. AYUNTAMIENTO  
DE TEKOM, YUC.  
2015-2018  
SECRETARIO

C. VICTOR MANUEL BATUN CAN  
SECRETARIO MUNICIPAL



H. AYUNTAMIENTO  
DE TEKOM, YUC.  
2015 - 2018  
SINDICO

000010



MUNICIPIO DE TEKOM  
ESTADO DE YUCATÁN

Estado Analítico del Ejercicio Presupuestado de Egresos Ente Público 7 Objeto del Gasto (Capital y Concepto)

Ciclo Fiscal 2015-2018

URI: 30000000

Del 01/sep./2015 Al 30/sep./2015

Fecha de Impresión: 12:54 p.m.

Rep: rpt\_estado7-egresos\_CP\_C10

| Concepto   | Egresos        |                              |                |              |              | Subejercicio |
|--|----------------|------------------------------|----------------|--------------|--------------|--------------|
|  | Aprobado       | Ampliaciones / (Reducciones) | Modificado     | Devengado    | Pagado       |              |
| SERVICIOS PERSONALES                                     | \$1,844,771.28 | \$0.00                       | \$1,844,771.28 | \$357,713.85 | \$357,713.85 | \$0.00       |
| REMUNERACIONES AL PERSONAL DE CARÁCTER PERMANENTE        | \$1,476,732.40 | \$0.00                       | \$1,476,732.40 | \$357,713.85 | \$357,713.85 | \$0.00       |
| REMUNERACIONES ADICIONALES Y ESPECIALES                  | \$368,038.88   | \$0.00                       | \$368,038.88   | \$0.00       | \$0.00       | \$0.00       |
| MATERIALES Y SUMINISTROS                                 | \$786,426.00   | \$0.00                       | \$786,426.00   | \$76,935.78  | \$76,935.78  | \$0.00       |
| MATERIALES DE ADMINISTRACIÓN, EMISIÓN DE DOCUMENTOS      | \$161,900.00   | \$0.00                       | \$161,900.00   | \$993.31     | \$993.31     | \$0.00       |
| ALIMENTOS Y UTENSILIOS                                   | \$69,000.00    | \$0.00                       | \$69,000.00    | \$5,179.79   | \$5,179.79   | \$0.00       |
| MATERIAS PRIMAS Y MATERIALES DE PRODUCCIÓN Y COMERCIALES | \$304,526.00   | \$0.00                       | \$304,526.00   | \$54,071.35  | \$54,071.35  | \$0.00       |
| MATERIALES Y ARTÍCULOS DE CONSTRUCCIÓN Y DE REPARACIÓN   | \$96,000.00    | \$0.00                       | \$96,000.00    | \$7,681.58   | \$7,681.58   | \$0.00       |
| PRODUCTOS QUÍMICOS, FARMACÉUTICOS Y DE LABORATORIO       | \$45,000.00    | \$0.00                       | \$45,000.00    | \$0.00       | \$0.00       | \$0.00       |
| VESTUARIO, BLANCOS, PRENDAS DE PROTECCIÓN Y ARTÍCULOS    | \$80,000.00    | \$0.00                       | \$80,000.00    | \$2,610.51   | \$2,610.51   | \$0.00       |
| MATERIALES Y SUMINISTROS PARA SEGURIDAD                  | \$15,000.00    | \$0.00                       | \$15,000.00    | \$0.00       | \$0.00       | \$0.00       |
| HERRAMIENTAS, REFACCIONES Y ACCESORIOS MENORES           | \$15,000.00    | \$0.00                       | \$15,000.00    | \$6,399.24   | \$6,399.24   | \$0.00       |
| SERVICIOS GENERALES                                      | \$640,424.40   | \$0.00                       | \$640,424.40   | \$275,686.00 | \$275,686.00 | \$0.00       |
| SERVICIOS BÁSICOS  | \$366,077.68   | \$0.00                       | \$366,077.68   | \$215,275.40 | \$215,275.40 | \$0.00       |
| SERVICIOS FINANCIEROS, BANCARIOS Y COMERCIALES           | \$8,000.00     | \$0.00                       | \$8,000.00     | \$1,914.00   | \$1,914.00   | \$0.00       |
| SERVICIOS DE INSTALACIÓN, REPARACIÓN, MANTENIMIENTO      | \$79,000.00    | \$0.00                       | \$79,000.00    | \$24,864.60  | \$24,864.60  | \$0.00       |
| SERVICIOS DE COMUNICACIÓN SOCIAL Y PUBLICIDAD            | \$29,500.00    | \$0.00                       | \$29,500.00    | \$13,456.00  | \$13,456.00  | \$0.00       |
| SERVICIOS DE TRASLADO Y VIÁTICOS                         | \$45,000.00    | \$0.00                       | \$45,000.00    | \$456.00     | \$456.00     | \$0.00       |
| SERVICIOS OFICIALES                                      | \$112,846.72   | \$0.00                       | \$112,846.72   | \$19,720.00  | \$19,720.00  | \$0.00       |
| TRANSFERENCIAS, ASIGNACIONES, SUBSIDIOS Y OTROS          | \$438,512.00   | \$0.00                       | \$438,512.00   | \$88,612.00  | \$88,612.00  | \$0.00       |
| AYUDAS SOCIALES  | \$438,512.00   | \$0.00                       | \$438,512.00   | \$88,612.00  | \$88,612.00  | \$0.00       |
| BIENES MUEBLES, INMUEBLES E INTANGIBLES                  | \$36,540.00    | \$0.00                       | \$36,540.00    | \$22,040.00  | \$22,040.00  | \$0.00       |
| MAQUINARIA, OTROS EQUIPOS Y HERRAMIENTAS                 | \$36,540.00    | \$0.00                       | \$36,540.00    | \$22,040.00  | \$22,040.00  | \$0.00       |
| INVERSIÓN FINANCIERA                                     | \$1,830,039.15 | \$0.00                       | \$1,830,039.15 | \$0.00       | \$0.00       | \$0.00       |



H. AYUNTAMIENTO  
PRESIDENTE MUNICIPAL  
TEKOM, YUC.  
2015 - 2018

C. ARMIN ARMANDO KUMUL COCOM  
PRESIDENTE MUNICIPAL

C. JORGE ANGELINO CANUL CHAY  
TESORERO MUNICIPAL



H. AYUNTAMIENTO  
TESORERO  
MUNICIPAL  
TEKOM, YUC.  
2015 - 2018



H. AYUNTAMIENTO  
DE TEKOM, YUC.  
2015 - 2018  
SINDICO

C. GLORIA ARACELLY COCOM CAN  
SINDICA MUNICIPAL

C. VICTOR MARQUEZ BATUN CAN  
SECRETARIO MUNICIPAL



H. AYUNTAMIENTO  
DE TEKOM, YUC.  
2015 - 2018  
SECRETARIO

000011

MUNICIPIO DE TULUM  
ESTADO DE YUCATAN

Estado del Ejercicio del Presupuesto por Capitulo del Gasto Al 30/sep/2015

Fecha y Hora: 29/09/2015

hora de Impresión: 12:58 p.m.

|                    | Aprobado     | Ampliaciones /<br>(Reducciones) Al<br>30/sep./2015 | Presupuesto<br>Vigente Al<br>30/sep./2015 | Comprometido | Presupuesto<br>Disponible para<br>Comprometer | Devengado    | Comprometido<br>No Devengado | Presupuesto<br>Sin Devengar | Ejercido     | Pagado       | Cuentas por<br>Pagar Deuda |
|--------------------|--------------|--|---|--------------|---|--------------|------------------------------|-----------------------------|--------------|--------------|----------------------------|
| nal                | \$20,000.00  | \$0.00   | \$20,000.00                               | \$0.00       | \$20,000.00                                   | \$0.00       | \$0.00                       | \$20,000.00                 | \$0.00       | \$0.00       | \$0.00                     |
|                    | \$30,000.00  | \$0.00   | \$30,000.00                               | \$1,170.00   | \$28,830.00                                   | \$1,170.00   | \$0.00                       | \$28,830.00                 | \$1,170.00   | \$1,170.00   | \$0.00                     |
|                    | \$30,000.00  | \$0.00   | \$30,000.00                               | \$1,170.00   | \$28,830.00                                   | \$1,170.00   | \$0.00                       | \$28,830.00                 | \$1,170.00   | \$1,170.00   | \$0.00                     |
|                    | \$10,000.00  | \$0.00   | \$10,000.00                               | \$1,440.51   | \$8,559.49                                    | \$1,440.51   | \$0.00                       | \$8,559.49                  | \$1,440.51   | \$1,440.51   | \$0.00                     |
|                    | \$10,000.00  | \$0.00   | \$10,000.00                               | \$1,440.51   | \$8,559.49                                    | \$1,440.51   | \$0.00                       | \$8,559.49                  | \$1,440.51   | \$1,440.51   | \$0.00                     |
| SEGURIDAD          | \$15,000.00  | \$0.00   | \$15,000.00                               | \$0.00       | \$15,000.00                                   | \$0.00       | \$0.00                       | \$15,000.00                 | \$0.00       | \$0.00       | \$0.00                     |
| blica y nacional   | \$15,000.00  | \$0.00   | \$15,000.00                               | \$0.00       | \$15,000.00                                   | \$0.00       | \$0.00                       | \$15,000.00                 | \$0.00       | \$0.00       | \$0.00                     |
| blica y nacional   | \$15,000.00  | \$0.00   | \$15,000.00                               | \$0.00       | \$15,000.00                                   | \$0.00       | \$0.00                       | \$15,000.00                 | \$0.00       | \$0.00       | \$0.00                     |
| ACCESORIOS ME      | \$15,000.00  | \$0.00   | \$15,000.00                               | \$6,399.24   | \$8,600.76                                    | \$6,399.24   | \$0.00                       | \$8,600.76                  | \$6,399.24   | \$6,399.24   | \$0.00                     |
| equipo de transpor | \$15,000.00  | \$0.00   | \$15,000.00                               | \$6,399.24   | \$8,600.76                                    | \$6,399.24   | \$0.00                       | \$8,600.76                  | \$6,399.24   | \$6,399.24   | \$0.00                     |
| equipo de transpor | \$15,000.00  | \$0.00   | \$15,000.00                               | \$6,399.24   | \$8,600.76                                    | \$6,399.24   | \$0.00                       | \$8,600.76                  | \$6,399.24   | \$6,399.24   | \$0.00                     |
|                    | \$640,424.40 | \$0.00   | \$640,424.40                              | \$275,686.00 | \$364,738.40                                  | \$275,686.00 | \$0.00                       | \$364,738.40                | \$275,686.00 | \$275,686.00 | \$0.00                     |
|                    | \$366,077.68 | \$0.00   | \$366,077.68                              | \$215,275.40 | \$150,802.28                                  | \$215,275.40 | \$0.00                       | \$150,802.28                | \$215,275.40 | \$215,275.40 | \$0.00                     |
|                    | \$344,327.68 | \$0.00   | \$344,327.68                              | \$209,450.00 | \$134,877.68                                  | \$209,450.00 | \$0.00                       | \$134,877.68                | \$209,450.00 | \$209,450.00 | \$0.00                     |
|                    | \$344,327.68 | \$0.00   | \$344,327.68                              | \$209,450.00 | \$134,877.68                                  | \$209,450.00 | \$0.00                       | \$134,877.68                | \$209,450.00 | \$209,450.00 | \$0.00                     |
|                    | \$6,000.00   | \$0.00   | \$6,000.00                                | \$5,825.40   | \$174.60                                      | \$5,825.40   | \$0.00                       | \$174.60                    | \$5,825.40   | \$5,825.40   | \$0.00                     |
|                    | \$6,000.00   | \$0.00   | \$6,000.00                                | \$5,825.40   | \$174.60                                      | \$5,825.40   | \$0.00                       | \$174.60                    | \$5,825.40   | \$5,825.40   | \$0.00                     |
|                    | \$9,000.00   | \$0.00   | \$9,000.00                                | \$0.00       | \$9,000.00                                    | \$0.00       | \$0.00                       | \$9,000.00                  | \$0.00       | \$0.00       | \$0.00                     |
|                    | \$9,000.00   | \$0.00   | \$9,000.00                                | \$0.00       | \$9,000.00                                    | \$0.00       | \$0.00                       | \$9,000.00                  | \$0.00       | \$0.00       | \$0.00                     |
|                    | \$6,750.00   | \$0.00   | \$6,750.00                                | \$0.00       | \$6,750.00                                    | \$0.00       | \$0.00                       | \$6,750.00                  | \$0.00       | \$0.00       | \$0.00                     |
|                    | \$6,750.00   | \$0.00   | \$6,750.00                                | \$0.00       | \$6,750.00                                    | \$0.00       | \$0.00                       | \$6,750.00                  | \$0.00       | \$0.00       | \$0.00                     |
| OS Y COMERCI       | \$8,000.00   | \$0.00   | \$8,000.00                                | \$1,914.00   | \$6,086.00                                    | \$1,914.00   | \$0.00                       | \$6,086.00                  | \$1,914.00   | \$1,914.00   | \$0.00                     |
| ciales integrales  | \$8,000.00   | \$0.00   | \$8,000.00                                | \$1,914.00   | \$6,086.00                                    | \$1,914.00   | \$0.00                       | \$6,086.00                  | \$1,914.00   | \$1,914.00   | \$0.00                     |
| ciales integrales  | \$8,000.00   | \$0.00   | \$8,000.00                                | \$1,914.00   | \$6,086.00                                    | \$1,914.00   | \$0.00                       | \$6,086.00                  | \$1,914.00   | \$1,914.00   | \$0.00                     |
| ERACIÓN, MANTI     | \$79,000.00  | \$0.00   | \$79,000.00                               | \$24,864.60  | \$54,135.40                                   | \$24,864.60  | \$0.00                       | \$54,135.40                 | \$24,864.60  | \$24,864.60  | \$0.00                     |
| de transporte      | \$75,000.00  | \$0.00   | \$75,000.00                               | \$24,516.60  | \$50,483.40                                   | \$24,516.60  | \$0.00                       | \$50,483.40                 | \$24,516.60  | \$24,516.60  | \$0.00                     |
| de transporte      | \$75,000.00  | \$0.00   | \$75,000.00                               | \$24,516.60  | \$50,483.40                                   | \$24,516.60  | \$0.00                       | \$50,483.40                 | \$24,516.60  | \$24,516.60  | \$0.00                     |
| de maquinaria, c   | \$4,000.00   | \$0.00   | \$4,000.00                                | \$348.00     | \$3,652.00                                    | \$348.00     | \$0.00                       | \$3,652.00                  | \$348.00     | \$348.00     | \$0.00                     |
| de maquinaria, c   | \$4,000.00   | \$0.00   | \$4,000.00                                | \$348.00     | \$3,652.00                                    | \$348.00     | \$0.00                       | \$3,652.00                  | \$348.00     | \$348.00     | \$0.00                     |
| AL Y PUBLICID.     | \$29,500.00  | \$0.00   | \$29,500.00                               | \$13,456.00  | \$16,044.00                                   | \$13,456.00  | \$0.00                       | \$16,044.00                 | \$13,456.00  | \$13,456.00  | \$0.00                     |
| dios de mensaje:   | \$29,500.00  | \$0.00   | \$29,500.00                               | \$13,456.00  | \$16,044.00                                   | \$13,456.00  | \$0.00                       | \$16,044.00                 | \$13,456.00  | \$13,456.00  | \$0.00                     |
|                    | \$5,000.00   | \$0.00   | \$5,000.00                                | \$0.00       | \$5,000.00                                    | \$0.00       | \$0.00                       | \$5,000.00                  | \$0.00       | \$0.00       | \$0.00                     |
|                    | \$24,500.00  | \$0.00   | \$24,500.00                               | \$13,456.00  | \$11,044.00                                   | \$13,456.00  | \$0.00                       | \$11,044.00                 | \$13,456.00  | \$13,456.00  | \$0.00                     |
| S                  | \$45,000.00  | \$0.00   | \$45,000.00                               | \$456.00     | \$44,544.00                                   | \$456.00     | \$0.00                       | \$44,544.00                 | \$456.00     | \$456.00     | \$0.00                     |
|                    | \$5,000.00   | \$0.00   | \$5,000.00                                | \$152.00     | \$4,848.00                                    | \$152.00     | \$0.00                       | \$4,848.00                  | \$152.00     | \$152.00     | \$0.00                     |

000012

UNIVERSIDAD DE TERCER MUNICIPIO DE TEKOM  
ESTADO DE YUCATAN

Estado del Ejercicio del Presupuesto por Capitulo del Gasto Al 30/sep./2015

Fecha: 30/sep/2015  
hora de impresion: 12:58 p.m.

|             | Aprobado       | Ampliaciones /<br>(Reducciones) Al<br>30/sep./2015 | Presupuesto<br>Vigente Al<br>30/sep./2015 | Comprometido | Presupuesto<br>Disponible para<br>Comprometer | Devengado    | Comprometido<br>No Devengado | Presupuesto<br>Sin Devengar | Ejercido     | Pagado       | Cuentas por<br>Pagar Deuda |
|-------------|----------------|--|---|--------------|---|--------------|------------------------------|-----------------------------|--------------|--------------|----------------------------|
|             | \$5,000.00     | \$0.00   | \$5,000.00                                | \$152.00     | \$4,848.00                                    | \$152.00     | \$0.00                       | \$4,848.00                  | \$152.00     | \$152.00     | \$0.00                     |
|             | \$40,000.00    | \$0.00   | \$40,000.00                               | \$304.00     | \$39,696.00                                   | \$304.00     | \$0.00                       | \$39,696.00                 | \$304.00     | \$304.00     | \$0.00                     |
|             | \$40,000.00    | \$0.00   | \$40,000.00                               | \$304.00     | \$39,696.00                                   | \$304.00     | \$0.00                       | \$39,696.00                 | \$304.00     | \$304.00     | \$0.00                     |
|             | \$112,846.72   | \$0.00   | \$112,846.72                              | \$19,720.00  | \$93,126.72                                   | \$19,720.00  | \$0.00                       | \$93,126.72                 | \$19,720.00  | \$19,720.00  | \$0.00                     |
|             | \$30,000.00    | \$0.00   | \$30,000.00                               | \$19,720.00  | \$10,280.00                                   | \$19,720.00  | \$0.00                       | \$10,280.00                 | \$19,720.00  | \$19,720.00  | \$0.00                     |
|             | \$30,000.00    | \$0.00   | \$30,000.00                               | \$19,720.00  | \$10,280.00                                   | \$19,720.00  | \$0.00                       | \$10,280.00                 | \$19,720.00  | \$19,720.00  | \$0.00                     |
|             | \$82,846.72    | \$0.00   | \$82,846.72                               | \$0.00       | \$82,846.72                                   | \$0.00       | \$0.00                       | \$82,846.72                 | \$0.00       | \$0.00       | \$0.00                     |
|             | \$82,846.72    | \$0.00   | \$82,846.72                               | \$0.00       | \$82,846.72                                   | \$0.00       | \$0.00                       | \$82,846.72                 | \$0.00       | \$0.00       | \$0.00                     |
| ES, SUBSIDI | \$438,512.00   | \$0.00   | \$438,512.00                              | \$88,612.00  | \$349,900.00                                  | \$88,612.00  | \$0.00                       | \$349,900.00                | \$88,612.00  | \$88,612.00  | \$0.00                     |
|             | \$438,512.00   | \$0.00   | \$438,512.00                              | \$88,612.00  | \$349,900.00                                  | \$88,612.00  | \$0.00                       | \$349,900.00                | \$88,612.00  | \$88,612.00  | \$0.00                     |
|             | \$438,512.00   | \$0.00   | \$438,512.00                              | \$88,612.00  | \$349,900.00                                  | \$88,612.00  | \$0.00                       | \$349,900.00                | \$88,612.00  | \$88,612.00  | \$0.00                     |
|             | \$438,512.00   | \$0.00   | \$438,512.00                              | \$88,612.00  | \$349,900.00                                  | \$88,612.00  | \$0.00                       | \$349,900.00                | \$88,612.00  | \$88,612.00  | \$0.00                     |
| INTANGIBL   | \$36,540.00    | \$0.00   | \$36,540.00                               | \$22,040.00  | \$14,500.00                                   | \$22,040.00  | \$0.00                       | \$14,500.00                 | \$22,040.00  | \$22,040.00  | \$0.00                     |
| RAMIENTAS   | \$36,540.00    | \$0.00   | \$36,540.00                               | \$22,040.00  | \$14,500.00                                   | \$22,040.00  | \$0.00                       | \$14,500.00                 | \$22,040.00  | \$22,040.00  | \$0.00                     |
| on          | \$22,040.00    | \$0.00   | \$22,040.00                               | \$22,040.00  | \$0.00  | \$22,040.00  | \$0.00                       | \$0.00                      | \$22,040.00  | \$22,040.00  | \$0.00                     |
| on          | \$22,040.00    | \$0.00   | \$22,040.00                               | \$22,040.00  | \$0.00  | \$22,040.00  | \$0.00                       | \$0.00                      | \$22,040.00  | \$22,040.00  | \$0.00                     |
|             | \$14,500.00    | \$0.00   | \$14,500.00                               | \$0.00       | \$14,500.00                                   | \$0.00       | \$0.00                       | \$14,500.00                 | \$0.00       | \$0.00       | \$0.00                     |
|             | \$14,500.00    | \$0.00   | \$14,500.00                               | \$0.00       | \$14,500.00                                   | \$0.00       | \$0.00                       | \$14,500.00                 | \$0.00       | \$0.00       | \$0.00                     |
|             | \$1,830,039.15 | \$0.00   | \$1,830,039.15                            | \$0.00       | \$1,830,039.15                                | \$0.00       | \$0.00                       | \$1,830,039.15              | \$0.00       | \$0.00       | \$0.00                     |
| O PÚBLICO   | \$1,830,039.15 | \$0.00   | \$1,830,039.15                            | \$0.00       | \$1,830,039.15                                | \$0.00       | \$0.00                       | \$1,830,039.15              | \$0.00       | \$0.00       | \$0.00                     |
|             | \$1,830,039.15 | \$0.00   | \$1,830,039.15                            | \$0.00       | \$1,830,039.15                                | \$0.00       | \$0.00                       | \$1,830,039.15              | \$0.00       | \$0.00       | \$0.00                     |
|             | \$1,830,039.15 | \$0.00   | \$1,830,039.15                            | \$0.00       | \$1,830,039.15                                | \$0.00       | \$0.00                       | \$1,830,039.15              | \$0.00       | \$0.00       | \$0.00                     |
|             | \$5,576,712.83 | \$0.00   | \$5,576,712.83                            | \$820,987.63 | \$4,755,725.20                                | \$820,987.63 | \$0.00                       | \$4,755,725.20              | \$820,987.63 | \$820,987.63 | \$0.00                     |

000013

**MUNICIPIO DE TEKOM  
ESTADO DE YUCATAN**

Estado del Ejercicio del Presupuesto por Capitulo del Gasto Al 30/sep./2015

Fecha y Hora de Impresion: 09/10/2015 12:58 p.m.

| Ampliaciones /<br>(Reducciones) Al<br>Aprobado | 30/sep./2015 | Presupuesto<br>Vigente Al<br>30/sep./2015 | Presupuesto<br>Disponble para<br>Comprometer | Comprometido | Devengado | Comprometido<br>No Devengado | Presupuesto<br>Sin Devengar | Ejercido | Pagado | Cuentas por<br>Pagar Deuda |
|--|--------------|---|--|--------------|-----------|------------------------------|-----------------------------|----------|--------|----------------------------|
|--|--------------|---|--|--------------|-----------|------------------------------|-----------------------------|----------|--------|----------------------------|

CO  
CIPAL

*[Signature]*  
C. ARMIN ARMANDO KUMUL COCOM  
PRESIDENTE MUNICIPAL

C. JORGE ANGELINO CANUL CHAY  
TESORERO MUNICIPAL



**H. AYUNTAMIENTO  
TESORERO  
MUNICIPAL  
TEKOM, YUC.  
2015 - 2018**

*[Signature]*  
C. GLORIA ARACELLY COCOM CAN  
SINDICA MUNICIPAL

C. VICTOR RAFAEL BATUN CAN  
SECRETARIO MUNICIPAL

**H. AYUNTAMIENTO  
DE TEKOM, YUC.  
2015 - 2018  
SECRETARIO**



**H. AYUNTAMIENTO  
DE TEKOM, YUC.  
2015 - 2018  
SINDICO**

**000014**

MUNICIPIO DE TETZU  
ESTADO DE YUCATÁN

Estado Analítico del Ejercicio del Presupuesto por Capítulo del Gasto Del 01/ene./2015 Al 30/sep./2015

Hoja: 1 de 1

Rep: 01-Estado Analítico del Presupuesto por Capítulos

Fecha: 31/09/2015

hora de impresión: 01:00 p.m.

| Ejercicio del Presupuesto |   | Egresos Aprobado Al 31/12/2015 | Ampliaciones / (Reducciones) Al 31/12/2015 | Egresos Modificado Al 31/12/2015 | Egresos Comprometido | Egresos Devengado | Egresos Ejercido | Pagado       | Subejercicio   |
|---------------------------|---|--------------------------------|--|----------------------------------|----------------------|-------------------|------------------|--------------|----------------|
| 1000                      | SERVICIOS PERSONALES  | \$1,844,771.28                 | \$0.00                                     | \$1,844,771.28                   | \$357,713.85         | \$357,713.85      | \$357,713.85     | \$357,713.85 | \$1,487,057.43 |
| 1100                      | REMUNERACIONES AL PERSONAL DE CARÁC                         | \$1,476,732.40                 | \$0.00                                     | \$1,476,732.40                   | \$357,713.85         | \$357,713.85      | \$357,713.85     | \$357,713.85 | \$1,119,018.55 |
| 1130                      | Sueldos base al personal permanente                         | \$1,476,732.40                 | \$0.00                                     | \$1,476,732.40                   | \$357,713.85         | \$357,713.85      | \$357,713.85     | \$357,713.85 | \$1,119,018.55 |
| 1131                      | Sueldos al personal de base                                 | \$1,476,732.40                 | \$0.00                                     | \$1,476,732.40                   | \$357,713.85         | \$357,713.85      | \$357,713.85     | \$357,713.85 | \$1,119,018.55 |
| 1300                      | REMUNERACIONES ADICIONALES Y ESPECIAL                       | \$368,038.88                   | \$0.00                                     | \$368,038.88                     | \$0.00               | \$0.00            | \$0.00           | \$0.00       | \$368,038.88   |
| 1320                      | Primas de vacaciones, dominical y gratificación de          | \$368,038.88                   | \$0.00                                     | \$368,038.88                     | \$0.00               | \$0.00            | \$0.00           | \$0.00       | \$368,038.88   |
| 1322                      | Gratificación de fin de año                                 | \$368,038.88                   | \$0.00                                     | \$368,038.88                     | \$0.00               | \$0.00            | \$0.00           | \$0.00       | \$368,038.88   |
| 2000                      | MATERIALES Y SUMINISTROS                                    | \$786,426.00                   | \$0.00                                     | \$786,426.00                     | \$76,935.78          | \$76,935.78       | \$76,935.78      | \$76,935.78  | \$709,490.22   |
| 2100                      | MATERIALES DE ADMINISTRACIÓN, EMISIÓN                       | \$161,900.00                   | \$0.00                                     | \$161,900.00                     | \$993.31             | \$993.31          | \$993.31         | \$993.31     | \$160,906.69   |
| 2110                      | Materiales, útiles y equipos menores de oficina             | \$94,000.00                    | \$0.00                                     | \$94,000.00                      | \$294.80             | \$294.80          | \$294.80         | \$294.80     | \$93,705.20    |
| 2111                      | Materiales, útiles y equipos menores de oficina             | \$94,000.00                    | \$0.00                                     | \$94,000.00                      | \$294.80             | \$294.80          | \$294.80         | \$294.80     | \$93,705.20    |
| 2140                      | Materiales, útiles y equipos menores de tecnología          | \$38,000.00                    | \$0.00                                     | \$38,000.00                      | \$698.51             | \$698.51          | \$698.51         | \$698.51     | \$37,301.49    |
| 2141                      | Materiales, útiles y equipos menores de tecnología          | \$38,000.00                    | \$0.00                                     | \$38,000.00                      | \$698.51             | \$698.51          | \$698.51         | \$698.51     | \$37,301.49    |
| 2160                      | Material de limpieza  | \$29,900.00                    | \$0.00                                     | \$29,900.00                      | \$0.00               | \$0.00            | \$0.00           | \$0.00       | \$29,900.00    |
| 2161                      | Material de limpieza  | \$29,900.00                    | \$0.00                                     | \$29,900.00                      | \$0.00               | \$0.00            | \$0.00           | \$0.00       | \$29,900.00    |
| 2200                      | ALIMENTOS Y UTENSILIOS                                      | \$69,000.00                    | \$0.00                                     | \$69,000.00                      | \$5,179.79           | \$5,179.79        | \$5,179.79       | \$5,179.79   | \$63,820.21    |
| 2210                      | Productos alimenticios para personas                        | \$69,000.00                    | \$0.00                                     | \$69,000.00                      | \$5,179.79           | \$5,179.79        | \$5,179.79       | \$5,179.79   | \$63,820.21    |
| 2211                      | Productos alimenticios para personas                        | \$69,000.00                    | \$0.00                                     | \$69,000.00                      | \$5,179.79           | \$5,179.79        | \$5,179.79       | \$5,179.79   | \$63,820.21    |
| 2300                      | MATERIAS PRIMAS Y MATERIALES DE PRODUCCIÓN                  | \$304,526.00                   | \$0.00                                     | \$304,526.00                     | \$54,071.35          | \$54,071.35       | \$54,071.35      | \$54,071.35  | \$250,454.65   |
| 2340                      | Combustibles, lubricantes, aditivos, carbón y sus derivados | \$304,526.00                   | \$0.00                                     | \$304,526.00                     | \$54,071.35          | \$54,071.35       | \$54,071.35      | \$54,071.35  | \$250,454.65   |
| 2341                      | Combustibles, lubricantes, aditivos, carbón y sus derivados | \$304,526.00                   | \$0.00                                     | \$304,526.00                     | \$54,071.35          | \$54,071.35       | \$54,071.35      | \$54,071.35  | \$250,454.65   |
| 2400                      | MATERIALES Y ARTÍCULOS DE CONSTRUCCIÓN                      | \$96,000.00                    | \$0.00                                     | \$96,000.00                      | \$7,681.58           | \$7,681.58        | \$7,681.58       | \$7,681.58   | \$88,318.42    |
| 2420                      | Cemento y productos de concreto                             | \$4,500.00                     | \$0.00                                     | \$4,500.00                       | \$0.00               | \$0.00            | \$0.00           | \$0.00       | \$4,500.00     |
| 2421                      | Cemento y productos de concreto                             | \$4,500.00                     | \$0.00                                     | \$4,500.00                       | \$0.00               | \$0.00            | \$0.00           | \$0.00       | \$4,500.00     |
| 2460                      | Material eléctrico y electrónico                            | \$37,000.00                    | \$0.00                                     | \$37,000.00                      | \$0.00               | \$0.00            | \$0.00           | \$0.00       | \$37,000.00    |
| 2461                      | Material eléctrico y electrónico                            | \$37,000.00                    | \$0.00                                     | \$37,000.00                      | \$0.00               | \$0.00            | \$0.00           | \$0.00       | \$37,000.00    |
| 2480                      | Materiales complementarios                                  | \$54,500.00                    | \$0.00                                     | \$54,500.00                      | \$7,681.58           | \$7,681.58        | \$7,681.58       | \$7,681.58   | \$46,818.42    |
| 2481                      | Materiales complementarios                                  | \$54,500.00                    | \$0.00                                     | \$54,500.00                      | \$7,681.58           | \$7,681.58        | \$7,681.58       | \$7,681.58   | \$46,818.42    |
| 2500                      | PRODUCTOS QUÍMICOS, FARMACÉUTICOS Y                         | \$45,000.00                    | \$0.00                                     | \$45,000.00                      | \$0.00               | \$0.00            | \$0.00           | \$0.00       | \$45,000.00    |
| 2510                      | Productos químicos básicos                                  | \$45,000.00                    | \$0.00                                     | \$45,000.00                      | \$0.00               | \$0.00            | \$0.00           | \$0.00       | \$45,000.00    |
| 2511                      | Productos químicos básicos                                  | \$45,000.00                    | \$0.00                                     | \$45,000.00                      | \$0.00               | \$0.00            | \$0.00           | \$0.00       | \$45,000.00    |
| 2700                      | VESTUARIO, BLANCOS, PRENDAS DE PROTECCIÓN                   | \$80,000.00                    | \$0.00                                     | \$80,000.00                      | \$2,610.51           | \$2,610.51        | \$2,610.51       | \$2,610.51   | \$77,389.49    |
| 2710                      | Vestuario y uniformes                                       | \$20,000.00                    | \$0.00                                     | \$20,000.00                      | \$0.00               | \$0.00            | \$0.00           | \$0.00       | \$20,000.00    |
| 2711                      | Vestuario y uniformes                                       | \$20,000.00                    | \$0.00                                     | \$20,000.00                      | \$0.00               | \$0.00            | \$0.00           | \$0.00       | \$20,000.00    |

000015

MUNICIPIO DE TETZUC  
ESTADO DE YUCATAN

Estado Analítico del Ejercicio del Presupuesto por Capítulo del Gasto Del 01/ene/2015 Al 30/sep/2015

Presupuesto  
Presupuesto de Gastos

Fecha de Impresión: 01/10/2015  
Hora de Impresión: 01:00:00

| Ejercicio del Presupuesto |   | Egresos Aprobado Al 31/12/2015 | Ampliaciones / (Reducciones) Al 31/12/2015 | Egresos Modificado Al 31/12/2015 | Egresos Comprometido | Egresos Devengado   | Egresos Ejercido    | Pagado              | Subejercicio        |
|---------------------------|---|--------------------------------|--|----------------------------------|----------------------|---------------------|---------------------|---------------------|---------------------|
| 2720                      | Prendas de seguridad y protección personal          | \$20,000.00                    | \$0.00                                     | \$20,000.00                      | \$0.00               | \$0.00              | \$0.00              | \$0.00              | \$20,000.00         |
| 2721                      | Prendas de seguridad y protección personal          | \$20,000.00                    | \$0.00                                     | \$20,000.00                      | \$0.00               | \$0.00              | \$0.00              | \$0.00              | \$20,000.00         |
| 2730                      | Artículos deportivos                                | \$30,000.00                    | \$0.00                                     | \$30,000.00                      | \$1,170.00           | \$1,170.00          | \$1,170.00          | \$1,170.00          | \$28,830.00         |
| 2731                      | Artículos deportivos                                | \$30,000.00                    | \$0.00                                     | \$30,000.00                      | \$1,170.00           | \$1,170.00          | \$1,170.00          | \$1,170.00          | \$28,830.00         |
| 2740                      | Productos textiles                                  | \$10,000.00                    | \$0.00                                     | \$10,000.00                      | \$1,440.51           | \$1,440.51          | \$1,440.51          | \$1,440.51          | \$8,559.49          |
| 2741                      | Productos textiles                                  | \$10,000.00                    | \$0.00                                     | \$10,000.00                      | \$1,440.51           | \$1,440.51          | \$1,440.51          | \$1,440.51          | \$8,559.49          |
| 2800                      | MATERIALES Y SUMINISTROS PARA SEGURID               | \$15,000.00                    | \$0.00                                     | \$15,000.00                      | \$0.00               | \$0.00              | \$0.00              | \$0.00              | \$15,000.00         |
| 2830                      | Prendas de protección para seguridad pública y ne   | \$15,000.00                    | \$0.00                                     | \$15,000.00                      | \$0.00               | \$0.00              | \$0.00              | \$0.00              | \$15,000.00         |
| 2831                      | Prendas de protección para seguridad pública y ne   | \$15,000.00                    | \$0.00                                     | \$15,000.00                      | \$0.00               | \$0.00              | \$0.00              | \$0.00              | \$15,000.00         |
| 2900                      | HERRAMIENTAS, REFACCIONES Y ACCESORI                | \$15,000.00                    | \$0.00                                     | \$15,000.00                      | \$6,399.24           | \$6,399.24          | \$6,399.24          | \$6,399.24          | \$8,600.76          |
| 2960                      | Refacciones y accesorios menores de equipo de tr    | \$15,000.00                    | \$0.00                                     | \$15,000.00                      | \$6,399.24           | \$6,399.24          | \$6,399.24          | \$6,399.24          | \$8,600.76          |
| 2961                      | Refacciones y accesorios menores de equipo de tr    | \$15,000.00                    | \$0.00                                     | \$15,000.00                      | \$6,399.24           | \$6,399.24          | \$6,399.24          | \$6,399.24          | \$8,600.76          |
| 3000                      | <b>SERVICIOS GENERALES</b>                          | <b>\$640,424.40</b>            | <b>\$0.00</b>                              | <b>\$640,424.40</b>              | <b>\$275,686.00</b>  | <b>\$275,686.00</b> | <b>\$275,686.00</b> | <b>\$275,686.00</b> | <b>\$364,738.40</b> |
| 3100                      | <b>SERVICIOS BÁSICOS</b>                            | <b>\$366,077.68</b>            | <b>\$0.00</b>                              | <b>\$366,077.68</b>              | <b>\$215,275.40</b>  | <b>\$215,275.40</b> | <b>\$215,275.40</b> | <b>\$215,275.40</b> | <b>\$150,802.28</b> |
| 3110                      | Energía eléctrica                                   | \$344,327.68                   | \$0.00                                     | \$344,327.68                     | \$209,450.00         | \$209,450.00        | \$209,450.00        | \$209,450.00        | \$134,877.68        |
| 3111                      | Energía eléctrica                                   | \$344,327.68                   | \$0.00                                     | \$344,327.68                     | \$209,450.00         | \$209,450.00        | \$209,450.00        | \$209,450.00        | \$134,877.68        |
| 3120                      | Gas   | \$6,000.00                     | \$0.00                                     | \$6,000.00                       | \$5,825.40           | \$5,825.40          | \$5,825.40          | \$5,825.40          | \$174.60            |
| 3121                      | Gas   | \$6,000.00                     | \$0.00                                     | \$6,000.00                       | \$5,825.40           | \$5,825.40          | \$5,825.40          | \$5,825.40          | \$174.60            |
| 3140                      | Telefonía tradicional                               | \$9,000.00                     | \$0.00                                     | \$9,000.00                       | \$0.00               | \$0.00              | \$0.00              | \$0.00              | \$9,000.00          |
| 3141                      | Telefonía tradicional                               | \$9,000.00                     | \$0.00                                     | \$9,000.00                       | \$0.00               | \$0.00              | \$0.00              | \$0.00              | \$9,000.00          |
| 3150                      | Telefonía celular                                   | \$6,750.00                     | \$0.00                                     | \$6,750.00                       | \$0.00               | \$0.00              | \$0.00              | \$0.00              | \$6,750.00          |
| 3151                      | Telefonía celular                                   | \$6,750.00                     | \$0.00                                     | \$6,750.00                       | \$0.00               | \$0.00              | \$0.00              | \$0.00              | \$6,750.00          |
| 3400                      | <b>SERVICIOS FINANCIEROS, BANCARIOS Y COM</b>       | <b>\$8,000.00</b>              | <b>\$0.00</b>                              | <b>\$8,000.00</b>                | <b>\$1,914.00</b>    | <b>\$1,914.00</b>   | <b>\$1,914.00</b>   | <b>\$1,914.00</b>   | <b>\$6,086.00</b>   |
| 3490                      | Servicios financieros, bancarios y comerciales inte | \$8,000.00                     | \$0.00                                     | \$8,000.00                       | \$1,914.00           | \$1,914.00          | \$1,914.00          | \$1,914.00          | \$6,086.00          |
| 3491                      | Servicios financieros, bancarios y comerciales inte | \$8,000.00                     | \$0.00                                     | \$8,000.00                       | \$1,914.00           | \$1,914.00          | \$1,914.00          | \$1,914.00          | \$6,086.00          |
| 3500                      | <b>SERVICIOS DE INSTALACIÓN, REPARACIÓN,</b>        | <b>\$79,000.00</b>             | <b>\$0.00</b>                              | <b>\$79,000.00</b>               | <b>\$24,864.60</b>   | <b>\$24,864.60</b>  | <b>\$24,864.60</b>  | <b>\$24,864.60</b>  | <b>\$54,135.40</b>  |
| 3550                      | Reparación y mantenimiento de equipo de transpo     | \$75,000.00                    | \$0.00                                     | \$75,000.00                      | \$24,516.60          | \$24,516.60         | \$24,516.60         | \$24,516.60         | \$50,483.40         |
| 3551                      | Reparación y mantenimiento de equipo de transpo     | \$75,000.00                    | \$0.00                                     | \$75,000.00                      | \$24,516.60          | \$24,516.60         | \$24,516.60         | \$24,516.60         | \$50,483.40         |
| 3570                      | Instalación, reparación y mantenimiento de maqui    | \$4,000.00                     | \$0.00                                     | \$4,000.00                       | \$348.00             | \$348.00            | \$348.00            | \$348.00            | \$3,652.00          |
| 3571                      | Instalación, reparación y mantenimiento de maqui    | \$4,000.00                     | \$0.00                                     | \$4,000.00                       | \$348.00             | \$348.00            | \$348.00            | \$348.00            | \$3,652.00          |
| 3600                      | <b>SERVICIOS DE COMUNICACIÓN SOCIAL Y PUE</b>       | <b>\$29,500.00</b>             | <b>\$0.00</b>                              | <b>\$29,500.00</b>               | <b>\$13,456.00</b>   | <b>\$13,456.00</b>  | <b>\$13,456.00</b>  | <b>\$13,456.00</b>  | <b>\$16,044.00</b>  |
| 3610                      | Difusión por radio, televisión y otros medios de m  | \$29,500.00                    | \$0.00                                     | \$29,500.00                      | \$13,456.00          | \$13,456.00         | \$13,456.00         | \$13,456.00         | \$16,044.00         |
| 3611                      | Gastos de difusión e información                    | \$5,000.00                     | \$0.00                                     | \$5,000.00                       | \$0.00               | \$0.00              | \$0.00              | \$0.00              | \$5,000.00          |
| 3612                      | Impresiones y publicaciones oficiales               | \$24,500.00                    | \$0.00                                     | \$24,500.00                      | \$13,456.00          | \$13,456.00         | \$13,456.00         | \$13,456.00         | \$11,044.00         |

000016



MUNICIPIO DE TULUM  
ESTADO DE YUCATAN

Estado Analítico del Ejercicio del Presupuesto por Capítulo del Gasto Del 01/ene./2015 Al 30/sep./2015

Reporte generado

Rep: rpt\_estadoAnaliticoPresupuestoEjercicio

Fecha: 31/09/2015

hora de impresión: 6:00 p. m.

| Ejercicio del Presupuesto |   | Egresos Aprobado Al 31/12/2015 | Ampliaciones / (Reducciones) Al 31/12/2015 | Egresos Modificado Al 31/12/2015 | Egresos Comprometido | Egresos Devengado   | Egresos Ejercido    | Pagado              | Subejercicio          |
|---------------------------|---|--------------------------------|--|----------------------------------|----------------------|---------------------|---------------------|---------------------|-----------------------|
| 3700                      | SERVICIOS DE TRASLADO Y VIATICOS          | \$45,000.00                    | \$0.00                                     | \$45,000.00                      | \$456.00             | \$456.00            | \$456.00            | \$456.00            | \$44,544.00           |
| 3720                      | Pasajes terrestres                        | \$5,000.00                     | \$0.00                                     | \$5,000.00                       | \$152.00             | \$152.00            | \$152.00            | \$152.00            | \$4,848.00            |
| 3721                      | Pasajes terrestres                        | \$5,000.00                     | \$0.00                                     | \$5,000.00                       | \$152.00             | \$152.00            | \$152.00            | \$152.00            | \$4,848.00            |
| 3750                      | Viáticos en el país                       | \$40,000.00                    | \$0.00                                     | \$40,000.00                      | \$304.00             | \$304.00            | \$304.00            | \$304.00            | \$39,696.00           |
| 3751                      | Viáticos en el país                       | \$40,000.00                    | \$0.00                                     | \$40,000.00                      | \$304.00             | \$304.00            | \$304.00            | \$304.00            | \$39,696.00           |
| 3800                      | SERVICIOS OFICIALES                       | \$112,846.72                   | \$0.00                                     | \$112,846.72                     | \$19,720.00          | \$19,720.00         | \$19,720.00         | \$19,720.00         | \$93,126.72           |
| 3810                      | Gastos de ceremonial                      | \$30,000.00                    | \$0.00                                     | \$30,000.00                      | \$19,720.00          | \$19,720.00         | \$19,720.00         | \$19,720.00         | \$10,280.00           |
| 3811                      | Gastos de ceremonial                      | \$30,000.00                    | \$0.00                                     | \$30,000.00                      | \$19,720.00          | \$19,720.00         | \$19,720.00         | \$19,720.00         | \$10,280.00           |
| 3820                      | Gastos de orden social y cultural         | \$82,846.72                    | \$0.00                                     | \$82,846.72                      | \$0.00               | \$0.00              | \$0.00              | \$0.00              | \$82,846.72           |
| 3821                      | Gastos de orden social y cultural         | \$82,846.72                    | \$0.00                                     | \$82,846.72                      | \$0.00               | \$0.00              | \$0.00              | \$0.00              | \$82,846.72           |
| 4000                      | TRANSFERENCIAS, ASIGNACIONES, SU          | \$438,512.00                   | \$0.00                                     | \$438,512.00                     | \$88,612.00          | \$88,612.00         | \$88,612.00         | \$88,612.00         | \$349,900.00          |
| 4400                      | AYUDAS SOCIALES                           | \$438,512.00                   | \$0.00                                     | \$438,512.00                     | \$88,612.00          | \$88,612.00         | \$88,612.00         | \$88,612.00         | \$349,900.00          |
| 4410                      | Ayudas sociales a personas                | \$438,512.00                   | \$0.00                                     | \$438,512.00                     | \$88,612.00          | \$88,612.00         | \$88,612.00         | \$88,612.00         | \$349,900.00          |
| 4411                      | Ayudas sociales                           | \$438,512.00                   | \$0.00                                     | \$438,512.00                     | \$88,612.00          | \$88,612.00         | \$88,612.00         | \$88,612.00         | \$349,900.00          |
| 5000                      | BIENES MUEBLES, INMUEBLES E INTAN         | \$36,540.00                    | \$0.00                                     | \$36,540.00                      | \$22,040.00          | \$22,040.00         | \$22,040.00         | \$22,040.00         | \$14,500.00           |
| 5600                      | MAQUINARIA, OTROS EQUIPOS Y HERRAMIENTAS  | \$36,540.00                    | \$0.00                                     | \$36,540.00                      | \$22,040.00          | \$22,040.00         | \$22,040.00         | \$22,040.00         | \$14,500.00           |
| 5650                      | Equipo de comunicación y telecomunicación | \$22,040.00                    | \$0.00                                     | \$22,040.00                      | \$22,040.00          | \$22,040.00         | \$22,040.00         | \$22,040.00         | \$0.00                |
| 5651                      | Equipo de comunicación y telecomunicación | \$22,040.00                    | \$0.00                                     | \$22,040.00                      | \$22,040.00          | \$22,040.00         | \$22,040.00         | \$22,040.00         | \$0.00                |
| 5670                      | Herramientas y máquinas-herramienta       | \$14,500.00                    | \$0.00                                     | \$14,500.00                      | \$0.00               | \$0.00              | \$0.00              | \$0.00              | \$14,500.00           |
| 5671                      | Herramientas y máquinas-herramienta       | \$14,500.00                    | \$0.00                                     | \$14,500.00                      | \$0.00               | \$0.00              | \$0.00              | \$0.00              | \$14,500.00           |
| 6000                      | INVERSIÓN PÚBLICA                         | \$1,830,039.15                 | \$0.00                                     | \$1,830,039.15                   | \$0.00               | \$0.00              | \$0.00              | \$0.00              | \$1,830,039.15        |
| 6100                      | OBRA PÚBLICA EN BIENES DE DOMINIO PÚBLICO | \$1,830,039.15                 | \$0.00                                     | \$1,830,039.15                   | \$0.00               | \$0.00              | \$0.00              | \$0.00              | \$1,830,039.15        |
| 6110                      | Edificación habitacional                  | \$1,830,039.15                 | \$0.00                                     | \$1,830,039.15                   | \$0.00               | \$0.00              | \$0.00              | \$0.00              | \$1,830,039.15        |
| 6111                      | Edificación habitacional                  | \$1,830,039.15                 | \$0.00                                     | \$1,830,039.15                   | \$0.00               | \$0.00              | \$0.00              | \$0.00              | \$1,830,039.15        |
| <b>Total</b>              |   | <b>\$5,576,712.83</b>          | <b>\$0.00</b>                              | <b>\$5,576,712.83</b>            | <b>\$820,987.63</b>  | <b>\$820,987.63</b> | <b>\$820,987.63</b> | <b>\$820,987.63</b> | <b>\$4,755,725.20</b> |

000017



MUNICIPIO DE TEKOM  
ESTADO DE YUCATÁN

Estado Analítico del Ejercicio del Presupuesto por Capítulo del Gasto Del 01/ene/2015 Al 30/sep/2015

Impresión: 01/10/2015

Rep: rpt\_estado\_analitico\_ppo\_presupuesto\_gastos

hora de Impresión: 01:00 a.m.

| Ejercicio del Presupuesto | Egresos Aprobado Al 31/12/2015 | Ampliaciones / (Reducciones) Al 31/12/2015 | Egresos Modificado Al 31/12/2015 | Egresos Comprometido | Egresos Devengado | Egresos Ejercido | Pagado | Subejercicio |
|---------------------------|--------------------------------|--|----------------------------------|----------------------|-------------------|------------------|--------|--------------|
|---------------------------|--------------------------------|--|----------------------------------|----------------------|-------------------|------------------|--------|--------------|



H. AYUNTAMIENTO  
PRESIDENTE MUNICIPAL  
TEKOM, YUC.  
2015 - 2018

C. ARMIN ARMANDO KUMUL COCOM  
PRESIDENTE MUNICIPAL

*[Handwritten Signature]*



C. JORGE ANGELINO CANUL CHAV  
TESORERO MUNICIPAL

H. AYUNTAMIENTO  
TESORERO  
MUNICIPAL  
TEKOM, YUC.  
2015 - 2018



H. AYUNTAMIENTO  
DE TEKOM, YUC.  
2015 - 2018  
SINDICO

C. GLORIA ARACELLY COCOM CAN  
SINDICA MUNICIPAL

*[Handwritten Signature]*



C. VICTOR MANUEL BATUN CA  
SECRETARIO MUNICIPAL

H. AYUNTAMIENTO  
DE TEKOM, YUC.  
2015 - 2018  
SECRETARIO

099918



Municipio de Progreso  
 Reporte de Situación Financiera

MUNICIPIO DE PROGRESO  
 ESTADO DE YUCATAN  
 Estado de Situación Financiera  
 Al 30/sep./2015

Reporte de Situación Financiera  
 Nota de Impresión

|   | 2015                | 2014*         |   | 2015                | 2014*         |
|---|---------------------|---------------|---|---------------------|---------------|
| <b>ACTIVO</b>                                     |                     |               | <b>PASIVO</b>   |                     |               |
| <b>ACTIVO CIRCULANTE</b>                          | <b>\$757,875.24</b> | <b>\$0.00</b> | <b>PASIVO CIRCULANTE</b>                                  | <b>\$33,179.40</b>  | <b>\$0.00</b> |
| <i>Efectivo y Equivalentes</i>                    | <i>\$718,578.54</i> | <i>\$0.00</i> | <i>Cuentas por Pagar a Corto Plazo</i>                    | <i>\$33,179.40</i>  | <i>\$0.00</i> |
| Efectivo  | \$4,747.31          | \$0.00        | Retenciones y Contribuciones por Pagar a Corto Plazo      | \$33,179.40         | \$0.00        |
| Bancos/Tesorería                                  | \$88,183.43         | \$50,000.00   | <b>Total de Pasivos Circulantes</b>                       | <b>\$33,179.40</b>  | <b>\$0.00</b> |
| Fondos con Afectación Específica                  | \$625,647.80        | \$0.00        | <b>PASIVO NO CIRCULANTE</b>                               | <b>\$0.00</b>       | <b>\$0.00</b> |
| <i>Derechos a Recibir Efectivo o Equivalentes</i> | <i>\$39,296.70</i>  | <i>\$0.00</i> | <b>Total de Pasivos</b>                                   | <b>\$33,179.40</b>  | <b>\$0.00</b> |
| Deudores Diversos por Cobrar a Corto Plazo        | \$39,296.70         | \$0.00        | <b>HACIENDA PUBLICA/ PATRIMONIO</b>                       |                     |               |
| <b>Total de Activos Circulantes</b>               | <b>\$757,875.24</b> | <b>\$0.00</b> | <b>HACIENDA PUBLICA/PATRIMONIO CONTRIBUIDO</b>            | <b>\$0.00</b>       | <b>\$0.00</b> |
| <b>ACTIVO NO CIRCULANTE</b>                       | <b>\$22,040.00</b>  | <b>\$0.00</b> | <b>HACIENDA PUBLICA /PATRIMONIO GENERADO</b>              | <b>\$746,735.84</b> | <b>\$0.00</b> |
| <i>Bienes Muebles</i>                             | <i>\$22,040.00</i>  | <i>\$0.00</i> | <i>Resultados del Ejercicio (Ahorro/ Desahorro)</i>       | <i>\$746,735.84</i> | <i>\$0.00</i> |
| Maquinaria, Otros Equipos y Herramientas          | \$22,040.00         | \$0.00        | <b>EXCESO O INSUFICIENCIA EN LA ACTUALIZACION DE LA I</b> | <b>\$0.00</b>       | <b>\$0.00</b> |
| <b>Total de Activos No Circulantes</b>            | <b>\$22,040.00</b>  | <b>\$0.00</b> | <b>Total Hacienda Pública/Patrimonio</b>                  | <b>\$746,735.84</b> | <b>\$0.00</b> |
| <b>Total de Activos</b>                           | <b>\$779,915.24</b> | <b>\$0.00</b> | <b>Total de Pasivo y Hacienda Pública/Patrimonio</b>      | <b>\$779,915.24</b> | <b>\$0.00</b> |

090019

| CUENTAS DE ORDEN PRESUPUESTARIA     | 2015            | 2014*  |
|-------------------------------------|-----------------|--------|
| <b>LEY DE INGRESOS</b>              |                 | \$0.00 |
| LEY DE INGRESOS ESTIMADA            | \$19,926,544.25 | \$0.00 |
| LEY DE INGRESOS POR EJECUTAR        | \$18,380,860.78 | \$0.00 |
| LEY DE INGRESOS DEVENGADA           | \$1,545,683.47  | \$0.00 |
| LEY DE INGRESOS RECAUDADA           | \$1,545,683.47  | \$0.00 |
| <b>PRESUPUESTO DE EGRESOS</b>       |                 | \$0.00 |
| PRESUPUESTO DE EGRESOS APROBADO     | \$5,576,712.83  | \$0.00 |
| PRESUPUESTO DE EGRESOS POR EJERCER  | \$4,755,725.20  | \$0.00 |
| PRESUPUESTO DE EGRESOS COMPROMETIDO | \$820,987.63    | \$0.00 |
| PRESUPUESTO DE EGRESOS DEVENGADO    | \$820,987.63    | \$0.00 |
| PRESUPUESTO DE EGRESOS EJERCIDO     | \$820,987.63    | \$0.00 |
| PRESUPUESTO DE EGRESOS PAGADO       | \$820,987.63    | \$0.00 |



H. AYUNTAMIENTO  
PRESIDENTE MUNICIPAL  
TEKOM, YUC.  
2015 - 2018

C. ARMIN ARMANDO KUMUL COCOM  
PRESIDENTE MUNICIPAL

*[Handwritten Signature]*



H. AYUNTAMIENTO  
TESORERO  
MUNICIPAL  
TEKOM, YUC.  
2015-2018

C. JORGE ANGELINO CANUL CHAY  
TESORERO MUNICIPAL

*[Handwritten Signature]*



H. AYUNTAMIENTO  
DE TEKOM, YUC.  
2015 - 2018  
SINDICO

C. GLORIA ARACELLY COCOM CAN  
SINDICA MUNICIPAL

*[Handwritten Signature]*



H. AYUNTAMIENTO  
DE TEKOM, YUC.  
2015 - 2018  
SECRETARIO

C. VICTOR MANUEL BATUN CAN  
SECRETARIO MUNICIPAL

*[Handwritten Signature]*

000020

**MUNICIPIO DE TEKOM  
ESTADO DE YUCATÁN**  
Estado de Cambios en la Situación Financiera  
Del 01/ene./2015 Al 30/sep./2015

Fecha y hora de Impresión 01/dic./2015  
01:21 p. m.

FormaCambioSituacionFinanciera

|  | <u>Origen*</u>      | <u>Aplicación*</u>  |
|--|---------------------|---------------------|
| <b>ACTIVO</b>                                  |                     | <b>\$779,915.24</b> |
| <b>ACTIVO CIRCULANTE</b>                       |                     | <b>\$757,875.24</b> |
| Efectivo y Equivalentes                        |                     | \$718,578.54        |
| Cheques a Recibir Efectivo o Equivalentes      |                     | \$39,296.70         |
| <b>ACTIVO NO CIRCULANTE</b>                    |                     | <b>\$22,040.00</b>  |
| Bienes Muebles                                 |                     | \$22,040.00         |
| <b>PASIVO</b>                                  | <b>\$33,179.40</b>  |                     |
| <b>PASIVO CIRCULANTE</b>                       | <b>\$33,179.40</b>  |                     |
| Cuentas por Pagar a Corto Plazo                | \$33,179.40         |                     |
| <b>PASIVO NO CIRCULANTE</b>                    |                     |                     |
| <b>HACIENDA PUBLICA/ PATRIMONIO</b>            | <b>\$746,735.84</b> |                     |
| <b>HACIENDA PUBLICA/PATRIMONIO CONTRIBUIDO</b> |                     |                     |
| <b>HACIENDA PUBLICA /PATRIMONIO GENERADO</b>   | <b>\$746,735.84</b> |                     |
| Resultados del Ejercicio (Ahorro/ Desahorro)   | \$746,735.84        |                     |



**H. AYUNTAMIENTO  
DE TEKOM, YUC.  
2015 - 2018  
SINDICO**

**H. AYUNTAMIENTO  
PRESIDENTE MUNICIPAL  
TEKOM, YUC.  
2015 - 2018**

C. ARMIN ARMANDO KUMUL COCOM  
PRESIDENTE MUNICIPAL

*[Handwritten Signature]*



**H. AYUNTAMIENTO  
TESORERO  
MUNICIPAL  
TEKOM, YUC.  
2015-2018**

C. JORGE ANGELINO CANUL CHAY  
TESORERO MUNICIPAL

C. GLORIA ARACELLY COCOM CAN  
SINDICA MUNICIPAL

*[Handwritten Signature]*



**H. AYUNTAMIENTO  
DE TEKOM, YUC.  
2015 - 2018  
SECRETARIO**

C. VICTOR MANUEL BATUN CAN  
SECRETARIO MUNICIPAL

*[Handwritten Signature]*

**000021**

MUNICIPIO DE TEKOM  
ESTADO DE YUCATAN  
Gasto por Categoría Programática  
Del 01/sep./2015 Al 30/sep./2015

Formato: Gasto por Categoría Programática  
Impreso en: 01/04/2016

| Concepto   | Egresos               |                                 |                       |                     |                     | Subejercicio  |
|--|-----------------------|---------------------------------|-----------------------|---------------------|---------------------|---------------|
|  | Aprobado              | Ampliaciones /<br>(Reducciones) | Modificado            | Devengado           | Pagado              |               |
| <b>10 Subsidios: Sector Social y Privado o</b>           |                       |                                 |                       |                     |                     |               |
| S Sujetos a Reglas de Operación                          | \$66,539.40           | \$0.00                          | \$66,539.40           | \$6,455.88          | \$6,455.88          | \$0.00        |
| Subsidios: Sector Social y Privado o Entidades Fed       | \$66,539.40           | \$0.00                          | \$66,539.40           | \$6,455.88          | \$6,455.88          | \$0.00        |
| <b>20 Desempeño de las Funciones</b>                     |                       |                                 |                       |                     |                     |               |
| E Prestación de Servicios Públicos                       | \$1,183,026.66        | \$0.00                          | \$1,183,926.66        | \$169,863.78        | \$169,863.78        | \$0.00        |
| P Planeación, seguimiento y evaluación de políticas pút  | \$1,872,060.72        | \$0.00                          | \$1,872,060.72        | \$546,358.63        | \$546,358.63        | \$0.00        |
| Desempeño de las Funciones                               | \$3,055,987.38        | \$0.00                          | \$3,055,987.38        | \$716,222.41        | \$716,222.41        | \$0.00        |
| <b>30 Administrativos y de Apoyo</b>                     |                       |                                 |                       |                     |                     |               |
| M Apoyo al proceso presupuestario y para mejorar la efi  | \$27,770.50           | \$0.00                          | \$27,770.50           | \$5,339.94          | \$5,339.94          | \$0.00        |
| O Apoyo a la función pública y al mejoramiento de la ger | \$552,115.90          | \$0.00                          | \$552,115.90          | \$84,117.30         | \$84,117.30         | \$0.00        |
| Administrativos y de Apoyo                               | \$579,886.40          | \$0.00                          | \$579,886.40          | \$89,457.24         | \$89,457.24         | \$0.00        |
| <b>60 Programas de Gasto Federalizado</b>                |                       |                                 |                       |                     |                     |               |
| I Gasto Federalizado                                     | \$1,874,299.65        | \$0.00                          | \$1,874,299.65        | \$8,852.10          | \$8,852.10          | \$0.00        |
| Programas de Gasto Federalizado                          | \$1,874,299.65        | \$0.00                          | \$1,874,299.65        | \$8,852.10          | \$8,852.10          | \$0.00        |
| <b>Total</b>   | <b>\$5,576,712.83</b> | <b>\$0.00</b>                   | <b>\$5,576,712.83</b> | <b>\$820,987.63</b> | <b>\$820,987.63</b> | <b>\$0.00</b> |

H. AYUNTAMIENTO  
PRESIDENTE MUNICIPAL  
TEKOM, YUC.  
2015 - 2018  
C. ARMIN ARMANDO KUMUL COCOM  
PRESIDENTE MUNICIPAL

C. JORGE ANGELINO CANUL CHAY  
TESORERO MUNICIPAL



C. GLORIA ARACELLY COCOM CAN  
SINDICA MUNICIPAL

C. VICTOR MANUEL BATUN CAN  
SECRETARIO MUNICIPAL



H. AYUNTAMIENTO  
DE TEKOM, YUC.  
2015 - 2018  
SINDICO

000022





Usu: supervisor  
Rep: rptEstadoAnaliticoDeudaYPasivos

MUNICIPIO DE TEKOM  
ESTADO DE YUCATÁN  
Estado Analítico de la Deuda y Otros Pasivos  
Del 01/sep./2015 Al 30/sep./2015

Fecha y 01/dic/2015  
hora de Impresión 01:09 p. m

| Denominación de las Deudas             | Moneda de Contratación | Institución o Pais Acreedor | Saldo Inicial del Periodo | Saldo Final del Periodo |
|--|------------------------|-----------------------------|---------------------------|-------------------------|
| <b>DEUDA PÚBLICA</b>                   |                        |                             |                           |                         |
| <b>Corto Plazo</b>                     |                        |                             |                           |                         |
| <b>Deuda Interna</b>                   |                        |                             |                           |                         |
| Instituciones de Crédito               | Peso                   | México                      | \$0.00                    | \$0.00                  |
| Títulos y Valores                      | Peso                   | México                      | \$0.00                    | \$0.00                  |
| Arrendamientos Financieros             | Peso                   | México                      | \$0.00                    | \$0.00                  |
| <b>Deuda Externa</b>                   |                        |                             |                           |                         |
| Organismos Financieros Internacionales | Peso                   | México                      | \$0.00                    | \$0.00                  |
| Deuda Bilateral                        | Peso                   | México                      | \$0.00                    | \$0.00                  |
| Títulos y Valores                      | Peso                   | México                      | \$0.00                    | \$0.00                  |
| Arrendamientos Financieros             | Peso                   | México                      | \$0.00                    | \$0.00                  |
| Subtotal a Corto Plazo                 | Peso                   | México                      | \$0.00                    | \$0.00                  |
| <b>Largo Plazo</b>                     |                        |                             |                           |                         |
| <b>Deuda Interna</b>                   |                        |                             |                           |                         |
| Instituciones de Crédito               | Peso                   | México                      | \$0.00                    | \$0.00                  |
| Títulos y Valores                      | Peso                   | México                      | \$0.00                    | \$0.00                  |
| Arrendamientos Financieros             | Peso                   | México                      | \$0.00                    | \$0.00                  |
| <b>Deuda Externa</b>                   |                        |                             |                           |                         |
| Organismos Financieros Internacionales | Peso                   | México                      | \$0.00                    | \$0.00                  |
| Deuda Bilateral                        | Peso                   | México                      | \$0.00                    | \$0.00                  |
| Títulos y Valores                      | Peso                   | México                      | \$0.00                    | \$0.00                  |
| Subtotal a Largo Plazo                 | Peso                   | México                      | \$0.00                    | \$0.00                  |
| Otros Pasivos                          | Peso                   | México                      | \$0.00                    | \$33,179.40             |
| <b>Total Deuda y Otros Pasivos</b>     | <b>Peso</b>            | <b>México</b>               | <b>\$0.00</b>             | <b>\$33,179.40</b>      |





000024



Usu: supervisor  
 Rep: rptEstadoAnaliticoDeudaYPasivos

MUNICIPIO DE TEKOM  
 ESTADO DE YUCATÁN  
 Estado Analítico de la Deuda y Otros Pasivos  
 Del 01/sep./2015 Al 30/sep./2015

Fecha: 30/09/2015  
 Hora de Impresión: 01:09 p. m.

| Denominación de las Deudas  | Moneda de Contratación | Institución o País Acreedor  | Saldo Inicial del Periodo | Saldo Final del Periodo |
|---|------------------------|--|---------------------------|-------------------------|
| <br>DE LOS ESTADOS UNIDOS MEXICANOS<br>H. AYUNTAMIENTO<br>PRESIDENTE MUNICIPAL<br>TEKOM, YUC.<br>2015 - 2018 |                        | <br>H. AYUNTAMIENTO<br>DE TEKOM, YUC.<br>2015 - 2018<br>SINDICO             |                           |                         |
|   |                        | <br>H. AYUNTAMIENTO<br>TRESORERO<br>MUNICIPAL<br>TEKOM, YUC.<br>2015 - 2018 |                           |                         |
|   |                        | <br>H. AYUNTAMIENTO<br>DE TEKOM, YUC.<br>2015 - 2018<br>SECRETARIO          |                           |                         |

000025

| Denominación de las Deudas                 | Moneda de contratación | Institución o País Acreedor | Saldo del inicio del periodo | MOVIMIENTOS                              |                  |                                |                           |                      | Saldo Final del periodo |
|--|------------------------|-----------------------------|------------------------------|--|------------------|--------------------------------|---------------------------|----------------------|-------------------------|
|  |                        |                             |                              | Operaciones de endeudamiento del periodo |                  |                                | Depuración o Conciliación | Total de Movimientos |                         |
|  |                        |                             |                              | Amortización bruta                       | Colocación bruta | Endeudamiento neto del Periodo |                           |                      |                         |
| <b>DEUDA PUBLICA</b>                       |                        |                             |                              |  |                  |                                |                           |                      |                         |
| <b>CORTO PLAZO</b>                         |                        |                             |                              |  |                  |                                |                           |                      |                         |
| <b>DEUDA PUBLICA INTERIOR</b>              |                        |                             |                              |  |                  |                                |                           |                      |                         |
| Instituciones de Crédito                   |                        |                             | 0                            | 0  |                  |                                |                           |                      | 0                       |
| Títulos y Valores                          |                        |                             |                              |  |                  |                                |                           |                      |                         |
| Arrendamientos Financieros                 |                        |                             |                              |  |                  |                                |                           |                      |                         |
| <b>DEUDA PUBLICA EXTERIOR</b>              |                        |                             |                              |  |                  |                                |                           |                      |                         |
| Organismos Financieros Internacionales     |                        |                             |                              |  |                  |                                |                           |                      |                         |
| Deuda Bilateral                            |                        |                             |                              |  |                  |                                |                           |                      |                         |
| Títulos y Valores                          |                        |                             |                              |  |                  |                                |                           |                      |                         |
| Arrendamientos Financieros Internacionales |                        |                             |                              |  |                  |                                |                           |                      |                         |
| <b>SUBTOTAL A CORTO PLAZO</b>              |                        |                             | 0                            | 0  |                  |                                |                           |                      | 0                       |
| <b>LARGO PLAZO</b>                         |                        |                             |                              |  |                  |                                |                           |                      |                         |
| <b>DEUDA PUBLICA INTERIOR</b>              |                        |                             |                              |  |                  |                                |                           |                      |                         |
| Instituciones de Crédito                   |                        |                             |                              |  |                  |                                |                           |                      |                         |
| Títulos y Valores                          |                        |                             |                              |  |                  |                                |                           |                      |                         |
| Arrendamientos Financieros                 |                        |                             |                              |  |                  |                                |                           |                      |                         |
| <b>DEUDA PUBLICA EXTERIOR</b>              |                        |                             |                              |  |                  |                                |                           |                      |                         |
| Organismos Financieros Internacionales     |                        |                             |                              |  |                  |                                |                           |                      |                         |
| Deuda Bilateral                            |                        |                             |                              |  |                  |                                |                           |                      |                         |
| Títulos y Valores                          |                        |                             |                              |  |                  |                                |                           |                      |                         |
| Arrendamientos Financieros Internacionales |                        |                             |                              |  |                  |                                |                           |                      |                         |
| <b>SUBTOTAL A LARGO PLAZO</b>              |                        |                             |                              |  |                  |                                |                           |                      |                         |
| <b>OTROS PASIVOS</b>                       |                        |                             |                              |  |                  |                                |                           |                      | 0                       |
| <b>TOTAL DE DEUDAS Y OTROS PASIVO</b>      |                        |                             | 0                            | 0  |                  |                                |                           |                      | 0                       |

  
**H. AYUNTAMIENTO**  
**PRESIDENTE MUNICIPAL**  
**TEKOM, YUC.**  
**2015 - 2018**

PRESIDENTE MUNICIPAL

  
 C. ARMIN ARMANDO KUMUL COCOM

SINDICA

  
 C. GLORIA ARACELLY COCOM CAN

  
**H. AYUNTAMIENTO**  
**DE TEKOM, YUC.**  
**2015 - 2018**  
**SINDICO**

  
**H. AYUNTAMIENTO**  
**TESORERIA MUNICIPAL**  
**TEKOM, YUC.**  
**2015 - 2018**

TESORERO

  
 C. JORGE ANGELINO CANUL CHAY

SECRETARIO

  
 C. VICTOR MANUEL BATUN CAN

  
**H. AYUNTAMIENTO**  
**DE TEKOM, YUC.**  
**2015 - 2018**  
**SECRETARIO**

000026

MUNICIPIO DE TEKOM  
ESTADO DE YUCATÁN  
Estados de Actividades  
Del 01/sep./2015 al 30/sep./2015

Fecha y hora de Impresión 01/dic./2015 01:11 p. m.

|  | 2015                  | 2014          |
|--|-----------------------|---------------|
| <b>INGRESOS Y OTROS BENEFICIOS</b>                                     |                       |               |
| INGRESOS DE GESTIÓN  | \$3,822.00            | \$0.00        |
| IMPUESTOS  | \$1,322.00            | \$0.00        |
| IMPUESTOS SOBRE EL PATRIMONIO  | \$1,322.00            | \$0.00        |
| DERECHOS   | \$1,750.00            | \$0.00        |
| APROVECHAMIENTOS DE TIPO CORRIENTE                                     | \$750.00              | \$0.00        |
| PARTICIPACIONES, APORTACIONES, TRANSFERENCIAS, ASIGNACIONES, SUBSIDIOS | \$1,541,861.47        | \$0.00        |
| PARTICIPACIONES Y APORTACIONES   | \$1,541,861.47        | \$0.00        |
| PARTICIPACIONES  | \$796,314.13          | \$0.00        |
| APORTACIONES   | \$745,547.34          | \$0.00        |
| OTROS INGRESOS Y BENEFICIOS  | \$0.00                | \$0.00        |
| <b>Total de Ingresos y Otros Beneficios</b>                            | <b>\$1,545,683.47</b> | <b>\$0.00</b> |
| <b>GASTOS Y OTRAS PÉRDIDAS</b>   |                       |               |
| GASTOS DE FUNCIONAMIENTO   | \$710,335.63          | \$0.00        |
| SERVICIOS PERSONALES   | \$357,713.85          | \$0.00        |
| MATERIALES Y SUMINISTROS   | \$76,935.78           | \$0.00        |
| SERVICIOS GENERALES  | \$275,686.00          | \$0.00        |
| TRANSFERENCIAS, ASIGNACIONES, SUBSIDIOS Y OTRAS AYUDAS                 | \$88,612.00           | \$0.00        |
| AYUDAS SOCIALES  | \$88,612.00           | \$0.00        |
| PARTICIPACIONES Y APORTACIONES   | \$0.00                | \$0.00        |
| INTERESES, COMISIONES Y OTROS GASTOS DE LA DEUDA PÚBLICA               | \$0.00                | \$0.00        |
| OTROS GASTOS Y PÉRDIDAS EXTRAORDINARIAS                                | \$0.00                | \$0.00        |
| Inversión Pública  | \$0.00                | \$0.00        |
| <b>Total de Gastos y otras Pérdidas</b>                                | <b>\$798,947.63</b>   | <b>\$0.00</b> |
| <b>Resultado del Ejercicio (Ahorro/Desahorro)</b>                      | <b>\$746,735.84</b>   | <b>\$0.00</b> |

H. AYUNTAMIENTO  
**PRESIDENTE MUNICIPAL**  
TEKOM, YUC.  
2015 - 2018

C. ARMIN ARMANDO KUMUL COCOM  
PRESIDENTE MUNICIPAL

C. GLORIA ARACELLY COCOM CAN  
SINDICA MUNICIPAL

C. JORGE ANGELINO CANUL CHAY  
TESORERO MUNICIPAL

C. VICTOR MANUEL BATUN CAN  
SECRETARIO MUNICIPAL



SECRETARIO MUNICIPAL  
TEKOM, YUC.  
2015 - 2018



H. AYUNTAMIENTO  
DE TEKOM, YUC.  
2015 - 2018  
SECRETARIO

H. AYUNTAMIENTO  
DE TEKOM, YUC.  
2015 - 2018  
SECRETARIO

000027

**MUNICIPIO DE TEKOM**  
**ESTADO DE YUCATÁN**  
**Estados de Resultados**  
**Del 01/sep./2015 al 30/sep./2015**

Fecha y hora de Impresión 01/dic./2015 01:11 p. m.

Supervisor  
 Estado Resultado

|   | PERIODO<br>1/sep. al 30/sep./2015 | %               | ACUMULADO<br>01/ene al 30/sep./2015 | %               |
|---|-----------------------------------|-----------------|-------------------------------------|-----------------|
| <b>INGRESOS Y OTROS BENEFICIOS</b>                          |                                   |                 |                                     |                 |
| INGRESOS DE GESTIÓN   | \$3,822.00                        | 0.24 %          | \$3,822.00                          | 0.24 %          |
| IMPUESTOS   | \$1,322.00                        | 0.08 %          | \$1,322.00                          | 0.08 %          |
| IMPUESTOS SOBRE EL PATRIMONIO                               | \$1,322.00                        | 0.08 %          | \$1,322.00                          | 0.08 %          |
| DERECHOS  | \$1,750.00                        | 0.11 %          | \$1,750.00                          | 0.11 %          |
| APROVECHAMIENTOS DE TIPO CORRIENTE                          | \$750.00                          | 0.04 %          | \$750.00                            | 0.04 %          |
| PARTICIPACIONES, APORTACIONES, TRANSFERENCIAS, ASIGNACIONES | \$1,541,861.47                    | 99.75 %         | \$1,541,861.47                      | 99.75 %         |
| PARTICIPACIONES Y APORTACIONES                              | \$1,541,861.47                    | 99.75 %         | \$1,541,861.47                      | 99.75 %         |
| PARTICIPACIONES   | \$796,314.13                      | 51.51 %         | \$796,314.13                        | 51.51 %         |
| APORTACIONES  | \$745,547.34                      | 48.23 %         | \$745,547.34                        | 48.23 %         |
| OTROS INGRESOS Y BENEFICIOS                                 | \$0.00                            | 0.00 %          | \$0.00                              | 0.00 %          |
| <b>Total de Ingresos</b>                                    | <b>\$1,545,683.47</b>             | <b>100.00 %</b> | <b>\$1,545,683.47</b>               | <b>100.00 %</b> |
| <b>GASTOS Y OTRAS PÉRDIDAS</b>                              |                                   |                 |                                     |                 |
| GASTOS DE FUNCIONAMIENTO                                    | \$710,335.63                      | 45.95 %         | \$710,335.63                        | 45.95 %         |
| SERVICIOS PERSONALES  | \$357,713.85                      | 23.14 %         | \$357,713.85                        | 23.14 %         |
| MATERIALES Y SUMINISTROS                                    | \$76,935.78                       | 4.97 %          | \$76,935.78                         | 4.97 %          |
| SERVICIOS GENERALES   | \$275,686.00                      | 17.83 %         | \$275,686.00                        | 17.83 %         |
| TRANSFERENCIAS, ASIGNACIONES, SUBSIDIOS Y OTRAS AYUDAS      | \$88,612.00                       | 5.73 %          | \$88,612.00                         | 5.73 %          |
| AYUDAS SOCIALES   | \$88,612.00                       | 5.73 %          | \$88,612.00                         | 5.73 %          |
| PARTICIPACIONES Y APORTACIONES                              | \$0.00                            | 0.00 %          | \$0.00                              | 0.00 %          |
| INTERESES, COMISIONES Y OTROS GASTOS DE LA DEUDA PÚBLICA    | \$0.00                            | 0.00 %          | \$0.00                              | 0.00 %          |
| OTROS GASTOS Y PÉRDIDAS EXTRAORDINARIAS                     | \$0.00                            | 0.00 %          | \$0.00                              | 0.00 %          |
| Inversión Pública   | \$0.00                            | 0.00 %          | \$0.00                              | 0.00 %          |
| <b>Total de Gastos y otras Perdidas</b>                     | <b>\$798,947.63</b>               | <b>51.68 %</b>  | <b>\$798,947.63</b>                 | <b>51.68 %</b>  |
| <b>Ahorro / Desahorro Neto del Ejercicio</b>                | <b>\$746,735.84</b>               | <b>48.31 %</b>  | <b>\$746,735.84</b>                 | <b>48.31 %</b>  |

**H. AYUNTAMIENTO**  
**PRESIDENTE MUNICIPAL**  
**TEKOM, YUC.**  
**2015 - 2018**

C. ARMIN ARMENDO KUMUL COCOM  
 PRESIDENTE MUNICIPAL

C. JORGÉ ANGELINO CANUL CHAY  
 TESORERO MUNICIPAL



**H. AYUNTAMIENTO**  
**TESORERO**  
**MUNICIPAL**  
**TEKOM, YUC.**  
**2015 - 2018**

C. GLORIA ARACELLY COCOM CAN  
 SINDICA MUNICIPAL

C. VICTOR MANUEL BATUN CAN  
 SECRETARIO MUNICIPAL

**H. AYUNTAMIENTO**  
**DE TEKOM, YUC.**  
**2015 - 2018**  
**SECRETARIO**

000028

MUNICIPIO DE TEKOM  
ESTADO DE YUCATÁN  
Estado de Origen y Aplicacion de Recursos  
Del 01/sep./2015 al 30/sep./2015

Fecha y hora de Impresión 01/dic./2015 01:12 p. m.

ORIGEN DE LOS RECURSOS

|                                    |                       |
|------------------------------------|-----------------------|
| IMPUESTOS                          | \$1,322.00            |
| DERECHOS                           | \$1,750.00            |
| APROVECHAMIENTOS DE TIPO CORRIENTE | \$750.00              |
| PARTICIPACIONES Y APORTACIONES     | \$1,541,861.47        |
| Disminuciones del Activo           | \$1,545,683.47        |
| Incrementos del Pasivo             | \$854,167.03          |
| <b>TOTAL ORIGEN</b>                | <b>\$3,945,533.97</b> |

APLICACIÓN DE LOS RECURSOS

|  |                       |
|--|-----------------------|
| SERVICIOS PERSONALES                     | \$357,713.85          |
| MATERIALES Y SUMINISTROS                 | \$76,935.78           |
| SERVICIOS GENERALES                      | \$275,686.00          |
| AYUDAS SOCIALES                          | \$88,612.00           |
| Incrementos del Activo                   | \$1,607,020.17        |
| Disminuciones del Pasivo                 | \$820,987.63          |
| EXISTENCIA EN EFECTIVO Y EQUIVALENTES AL | \$718,578.54          |
| <b>TOTAL APLICACIÓN</b>                  | <b>\$3,945,533.97</b> |



H. AYUNTAMIENTO  
DE TEKOM, YUC.  
2015 - 2018  
SINDICO

H. AYUNTAMIENTO  
PRESIDENTE MUNICIPAL  
TEKOM, YUC.  
2015 - 2018

C. ARMIN ARMANDO KUMUL COCOM

PRESIDENTE MUNICIPAL

C. GLORIA ARACELLY COCOM CAN

SINDICA MUNICIPAL

C. JORGE ANGELINO CANUL CHAY

TESORERO MUNICIPAL

C. VICTOR MANUEL BATUN CAN

SECRETARIO MUNICIPAL

H. AYUNTAMIENTO  
DE TEKOM, YUC.  
2015 - 2018  
SECRETARIO

000029

MUNICIPIO DE TEKOM  
ESTADO DE YUCATÁN  
Estado de Origen y Aplicacion de Recursos  
Del 01/sep./2015 al 30/sep./2015

ORIGEN DE LOS RECURSOS

|                                    |                       |
|------------------------------------|-----------------------|
| IMPUESTOS                          | \$1,322.00            |
| DERECHOS                           | \$1,750.00            |
| APROVECHAMIENTOS DE TIPO CORRIENTE | \$750.00              |
| PARTICIPACIONES Y APORTACIONES     | \$1,541,861.47        |
| Disminuciones del Activo           | \$1,545,683.47        |
| Incrementos del Pasivo             | \$854,167.03          |
| <b>TOTAL ORIGEN</b>                | <b>\$3,945,533.97</b> |

APLICACIÓN DE LOS RECURSOS

|  |                       |
|--|-----------------------|
| SERVICIOS PERSONALES                     | \$357,713.85          |
| MATERIALES Y SUMINISTROS                 | \$76,935.78           |
| SERVICIOS GENERALES                      | \$275,686.00          |
| AYUDAS SOCIALES                          | \$88,612.00           |
| Incrementos del Activo                   | \$1,607,020.17        |
| Disminuciones del Pasivo                 | \$820,987.63          |
| EXISTENCIA EN EFECTIVO Y EQUIVALENTES AL | \$718,578.54          |
| <b>TOTAL APLICACIÓN</b>                  | <b>\$3,945,533.97</b> |



H. AYUNTAMIENTO  
PRESIDENTE MUNICIPAL  
TEKOM, YUC.  
2015 - 2018

H. AYUNTAMIENTO  
DE TEKOM, YUC.  
2015 - 2018  
SINDICO

C. ARMIN ARMANDO KUMUL COCOM

C. GLORIA ARACELLY COCOM CAN

PRESIDENTE MUNICIPAL

SINDICA MUNICIPAL

C. JORGE ANGELINO CANUL CHAY

C. VICTOR MANUEL BATUN CAN

TESORERO MUNICIPAL

SECRETARIO MUNICIPAL



H. AYUNTAMIENTO  
DE TEKOM, YUC.  
2015 - 2018  
SECRETARIO

000030

MUNICIPIO DE TEKOM  
 2012-2015  
 ANALITICA DE OBRAS  
 AL 30 DE SEPTIEMBRE DE 2015



| CONSTRUCTORA | CONCEPTO | Nº OBRA | PLAZO DE EJECUCION |          | IMPORTE | PAGADO | PENDIENTE |
|--------------|----------|---------|--------------------|----------|---------|--------|-----------|
|              |          |         | INICIO             | FINALIZA |         |        |           |

EN EL MES DE SEPTIEMBRE DE 2015 NO SE REALIZARON PROYECTOS DE OBRA



H. AYUNTAMIENTO  
 DE TEKOM, YUC.  
 2015 - 2018  
 SINDICO

\_\_\_\_\_  
 \$ \_\_\_\_\_



H. AYUNTAMIENTO  
 PRESIDENTE MUNICIPAL  
 TEKOM, YUC.  
 2015 - 2018

PRESIDENTE MUNICIPAL

*[Signature]*  
 \_\_\_\_\_

C. ARMIN ARMANDO KUMUL COCOM

SINDICA MUNICIPAL

*[Signature]*  
 \_\_\_\_\_

C. GLORIA ARACELLY COCOM CAN

TESORERO MUNICIPAL

*[Signature]*  
 \_\_\_\_\_

C. JORGE ANGELINO CANUETZAM

TESORERO  
 MUNICIPAL  
 TEKOM  
 2015-2018

SECRETARIO MUNICIPAL

*[Signature]*  
 \_\_\_\_\_

C. VICTOR MANUEL BATUN C



H. AYUNTAMIENTO  
 DE TEKOM, YUC.  
 2015 - 2018  
 SECRETARIO

000031



| Concepto  | Hacienda Pública/<br>Patrimonio Contribuido | Hacienda Pública/ Patrimonio Generado |                     | Ajustes por Cambios de Valor | Total*              |
|---|---|---------------------------------------|---------------------|------------------------------|---------------------|
|   |   | De Ejercicios Anteriores              | Del Ejercicio       |                              |                     |
| Rectificaciones de Resultados de Ejercicios Anteriores                  | \$0.00                                      | \$0.00                                | \$0.00              | \$0.00                       | \$0.00              |
| <b>PATRIMONIO NETO INICIAL AJUSTADO DEL EJERCICIO</b>                   | <b>\$0.00</b>                               | <b>\$0.00</b>                         | <b>\$0.00</b>       | <b>\$0.00</b>                | <b>\$0.00</b>       |
| Aportaciones  | \$0.00                                      | \$0.00                                | \$0.00              | \$0.00                       | \$0.00              |
| Donaciones de Capital   | \$0.00                                      | \$0.00                                | \$0.00              | \$0.00                       | \$0.00              |
| Actualización de la Hacienda Pública/Patrimonio                         | \$0.00                                      | \$0.00                                | \$0.00              | \$0.00                       | \$0.00              |
| <b>VARIACIONES DE LA HACIENDA PUBLICA/PATRIMONIO NETO DEL EJERCICIO</b> | <b>\$0.00</b>                               | <b>\$0.00</b>                         | <b>\$0.00</b>       | <b>\$0.00</b>                | <b>\$0.00</b>       |
| Resultados del Ejercicio (Ahorro/ Desahorro)                            | \$0.00                                      | \$0.00                                | \$0.00              | \$0.00                       | \$0.00              |
| Resultados de Ejercicios Anteriores                                     | \$0.00                                      | \$0.00                                | \$0.00              | \$0.00                       | \$0.00              |
| Revalúos  | \$0.00                                      | \$0.00                                | \$0.00              | \$0.00                       | \$0.00              |
| Reservas  | \$0.00                                      | \$0.00                                | \$0.00              | \$0.00                       | \$0.00              |
| <b>HACIENDA PÚBLICA/PATRIMONIO NETO FINAL DEL EJERCICIO</b>             | <b>\$0.00</b>                               | <b>\$0.00</b>                         | <b>\$0.00</b>       | <b>\$0.00</b>                | <b>\$0.00</b>       |
| <b>CAMBIOS EN LA HACIENDA PUBLICA/PATRIMONIO NETO DEL EJERCICIO</b>     | <b>\$0.00</b>                               | <b>\$0.00</b>                         | <b>\$0.00</b>       | <b>\$0.00</b>                | <b>\$0.00</b>       |
| Aportaciones  | \$0.00                                      | \$0.00                                | \$0.00              | \$0.00                       | \$0.00              |
| Donaciones de Capital   | \$0.00                                      | \$0.00                                | \$0.00              | \$0.00                       | \$0.00              |
| Actualización de la Hacienda Pública/Patrimonio                         | \$0.00                                      | \$0.00                                | \$0.00              | \$0.00                       | \$0.00              |
| <b>VARIACIONES DE LA HACIENDA PUBLICA/PATRIMONIO NETO DEL EJERCICIO</b> | <b>\$0.00</b>                               | <b>\$0.00</b>                         | <b>\$746,735.84</b> | <b>\$0.00</b>                | <b>\$746,735.84</b> |
| Resultados del Ejercicio (Ahorro/ Desahorro)                            | \$0.00                                      | \$0.00                                | \$746,735.84        | \$0.00                       | \$746,735.84        |
| Resultados de Ejercicios Anteriores                                     | \$0.00                                      | \$0.00                                | \$0.00              | \$0.00                       | \$0.00              |
| Revalúos  | \$0.00                                      | \$0.00                                | \$0.00              | \$0.00                       | \$0.00              |
| Reservas  | \$0.00                                      | \$0.00                                | \$0.00              | \$0.00                       | \$0.00              |
| <b>SALDO NETO EN LA HACIENDA PUBLICA/PATRIMONIO</b>                     | <b>\$0.00</b>                               | <b>\$0.00</b>                         | <b>\$746,735.84</b> | <b>\$0.00</b>                | <b>\$746,735.84</b> |

000033

| Concepto   | Hacienda Publica/<br>Patrimonio Contribuido   | Hacienda Publica/ Patrimonio Generado: |               | Ajustes por Cambios de Valor | Total* |
|--|---|--|---------------|------------------------------|--------|
|  |   | De Ejercicios Anteriores               | Del Ejercicio |                              |        |
| <br>C. ARMIN ARMANDO KUMUL COCOM<br>PRESIDENTE MUNICIPAL |   |  |               |                              |        |
| <br>C. GLORIA ARACELLY COCOM CAN<br>SINDICA MUNICIPAL   |   |  |               |                              |        |
| <br>C. JORGE ANGELINO CANUL CHAY<br>TESORERO MUNICIPAL  | <br>H. AYUNTAMIENTO<br>TESORERO<br>MUNICIPAL<br>TEKOM, YUC.<br>2015 - 2018 |  |               |                              |        |
| <br>C. VICTOR MANUEL BATUN CAN<br>SECRETARIO MUNICIPAL  | <br>H. AYUNTAMIENTO<br>DE TEKOM, YUC.<br>2015 - 2018<br>SECRETARIO         |  |               |                              |        |

000034

**MUNICIPIO DE TEKOM**  
**ESTADO DE YUCATÁN**  
**Estado de Flujos de Efectivo**  
**Del 01/ene/2015 Al 30/sep./2015**

Fecha y hora de Impresión | 01/dic./2015  
 01:14 p. m.

| Concepto   | 2015                | 2014          |
|--|---------------------|---------------|
| <b>FLUJOS DE EFECTIVO DE LAS ACTIVIDADES DE OPERACIÓN</b>                |                     |               |
| ORIGEN   | \$1,545,683.47      | \$0.00        |
| IMPUESTOS  | \$1,322.00          | \$0.00        |
| DEPECHOS   | \$1,750.00          | \$0.00        |
| APROVECHAMIENTOS DE TIPO CORRIENTE                                       | \$750.00            | \$0.00        |
| PARTICIPACIONES Y APORTACIONES   | \$1,541,861.47      | \$0.00        |
| APLICACIÓN   | \$798,947.63        | \$0.00        |
| SERVICIOS PERSONALES   | \$357,713.85        | \$0.00        |
| MATERIALES Y SUMINISTROS   | \$76,935.78         | \$0.00        |
| SERVICIOS GENERALES  | \$275,686.00        | \$0.00        |
| PENSIONES SOCIALES   | \$88,612.00         | \$0.00        |
| <b>FLUJOS NETOS DE EFECTIVO POR ACTIVIDADES DE OPERACIÓN</b>             | <b>\$746,735.84</b> | <b>\$0.00</b> |
| <b>FLUJOS DE EFECTIVO DE LAS ACTIVIDADES DE INVERSIÓN</b>                |                     |               |
| APLICACIÓN   | \$22,040.00         | \$0.00        |
| BIENES MUEBLES   | \$22,040.00         | \$0.00        |
| <b>FLUJOS NETOS DE EFECTIVO POR ACTIVIDADES DE INVERSIÓN</b>             | <b>-\$22,040.00</b> | <b>\$0.00</b> |
| <b>FLUJO DE EFECTIVO DE LAS ACTIVIDADES DE FINANCIAMIENTO</b>            |                     |               |
| ORIGEN   | \$373,933.00        | \$0.00        |
| OTROS ORIGENES DE FINANCIAMIENTO   | \$373,933.00        | \$0.00        |
| APLICACIÓN   | \$430,050.30        | \$0.00        |
| OTRAS APLICACIONES DE FINANCIAMIENTO                                     | \$430,050.30        | \$0.00        |
| <b>FLUJOS NETOS DE EFECTIVO POR ACTIVIDADES DE FINANCIAMIENTO</b>        | <b>-\$56,117.30</b> | <b>\$0.00</b> |
| <b>INCREMENTO/DISMINUCIÓN NETA EN EL EFECTIVO Y EQUIVALENTES AL EFEC</b> | <b>\$668,578.54</b> | <b>\$0.00</b> |
| <b>Y EQUIVALENTES AL EFECTIVO AL FINAL DEL EJERCICIO</b>                 | <b>\$668,578.54</b> | <b>\$0.00</b> |



H. AYUNTAMIENTO  
**PRESIDENTE MUNICIPAL**  
 TEKOM, YUC.  
 2015 - 2018

C. ARMIN ARMANDO KUMUL COCOM

PRESIDENTE MUNICIPAL



C. JORGE ANGELINO CANUL CHAY

TESORERO MUNICIPAL

H. AYUNTAMIENTO  
**TESORERO**  
**MUNICIPAL**  
 TEKOM, YUC.  
 2015 - 2018



H. AYUNTAMIENTO  
 DE TEKOM, YUC.  
 2015 - 2018

C. GLORIA ARACELLY COCOM CAN

SINDICA MUNICIPAL

C. VICTOR MANUEL BATUN CAN

SECRETARIO MUNICIPAL

H. AYUNTAMIENTO  
 DE TEKOM, YUC.  
 2015 - 2018  
**SECRETARIO**

000035

MUNICIPIO DE TEKOM LATAN  
 INFORME SOBRE PASIVOS CONTINGENTES  
 AL 30 DE SEPTIEMBRE DE 2015

GESTION FINANCIERA

CONTROL DE PASIVOS CONTINGENTES

| PASIVO CONTINGENTE:   | IMPORTE           | OBSERVACIONES      |
|---|-------------------|--------------------|
| 01.- LAUDOS LABORALES PENDIENTES DE LIQUIDACION             | \$ 50,000.00      | Importe Aproximado |
| 02.- JUICIOS LABORALES EN PROCESO PENDIENTES DE LIQUIDACION | 50,000.00         | Importe Aproximado |
| <b>SUMA TOTAL</b>   | <u>100,000.00</u> |                    |

A LA FECHA NO SE TIENE CERTEZA DE LOS ADEUDOS CONTRAIDOS POR LA ADMINISTRACION 2012-2015, LA ADMINISTRACION ANTERIOR NO ENTREGO LA INFORMACION CONTABLE Y FINANCIERA DEL MUNICIPIO.



H. AYUNTAMIENTO  
 PRESIDENTE MUNICIPAL  
 TEKOM, YUC.  
 2015 - 2018

PRESIDENTE MUNICIPAL

C. ARMIN ARMANDO KUMUL COCOM



H. AYUNTAMIENTO  
 DE TEKOM, YUC.  
 2015 - 2018  
 SINDICO

SINDICA

C. GLORIA ARACELLY COCOM CAN

TESORERO

C. JORGE ANGELINO CANUL CHAY



H. AYUNTAMIENTO  
 TESORERO  
 MUNICIPAL  
 TEKOM, YUC.  
 2015 - 2018

SECRETARIO

C. VICTOR MANUEL BATUN CAN



H. AYUNTAMIENTO  
 DE TEKOM, YUC.  
 2015 - 2018  
 SECRETARIO

000036

| Ejercicio del Presupuesto                 | Egresos Aprobado Al 31/12/2015 | Ampliaciones / (Reducciones) Al 31/12/2015 | Egresos Modificado Al 31/12/2015 | Egresos Comprometido | Presupuesto Disponible para Comprometer | Egresos Devengado | Comprometido No Devengado | Egresos Ejercido | Pagado       | Cuentas por Pagar Deuda | Subejercicio   |
|---|--------------------------------|--|----------------------------------|----------------------|---|-------------------|---------------------------|------------------|--------------|-------------------------|----------------|
| 3 SERVICIOS PERSONALES                    | \$1,844,771.28                 | \$0.00                                     | \$1,844,771.28                   | \$357,713.85         | \$1,487,057.43                          | \$357,713.85      | \$0.00                    | \$357,713.85     | \$357,713.85 | \$0.00                  | \$1,487,057.43 |
| 3 REMUNERACIONES AL PERSONAL              | \$1,476,732.40                 | \$0.00                                     | \$1,476,732.40                   | \$357,713.85         | \$1,119,018.55                          | \$357,713.85      | \$0.00                    | \$357,713.85     | \$357,713.85 | \$0.00                  | \$1,119,018.55 |
| 3 Sueldos base al personal permanente     | \$1,476,732.40                 | \$0.00                                     | \$1,476,732.40                   | \$357,713.85         | \$1,119,018.55                          | \$357,713.85      | \$0.00                    | \$357,713.85     | \$357,713.85 | \$0.00                  | \$1,119,018.55 |
| 1 Sueldos al personal de base             | \$1,476,732.40                 | \$0.00                                     | \$1,476,732.40                   | \$357,713.85         | \$1,119,018.55                          | \$357,713.85      | \$0.00                    | \$357,713.85     | \$357,713.85 | \$0.00                  | \$1,119,018.55 |
| 0 REMUNERACIONES ADICIONALES Y            | \$368,038.88                   | \$0.00                                     | \$368,038.88                     | \$0.00               | \$368,038.88                            | \$0.00            | \$0.00                    | \$0.00           | \$0.00       | \$0.00                  | \$368,038.88   |
| 3 Primas de vacaciones, dominical y grat  | \$368,038.88                   | \$0.00                                     | \$368,038.88                     | \$0.00               | \$368,038.88                            | \$0.00            | \$0.00                    | \$0.00           | \$0.00       | \$0.00                  | \$368,038.88   |
| 2 Gratificación de fin de año             | \$368,038.88                   | \$0.00                                     | \$368,038.88                     | \$0.00               | \$368,038.88                            | \$0.00            | \$0.00                    | \$0.00           | \$0.00       | \$0.00                  | \$368,038.88   |
| 0 MATERIALES Y SUMINISTROS                | \$786,426.00                   | \$0.00                                     | \$786,426.00                     | \$76,935.78          | \$709,490.22                            | \$76,935.78       | \$0.00                    | \$76,935.78      | \$76,935.78  | \$0.00                  | \$709,490.22   |
| 0 MATERIALES DE ADMINISTRACIÓN,           | \$161,900.00                   | \$0.00                                     | \$161,900.00                     | \$993.31             | \$160,906.69                            | \$993.31          | \$0.00                    | \$993.31         | \$993.31     | \$0.00                  | \$160,906.69   |
| 3 Materiales, útiles y equipos menores de | \$94,000.00                    | \$0.00                                     | \$94,000.00                      | \$294.80             | \$93,705.20                             | \$294.80          | \$0.00                    | \$294.80         | \$294.80     | \$0.00                  | \$93,705.20    |
| 1 Materiales, útiles y equipos menores de | \$94,000.00                    | \$0.00                                     | \$94,000.00                      | \$294.80             | \$93,705.20                             | \$294.80          | \$0.00                    | \$294.80         | \$294.80     | \$0.00                  | \$93,705.20    |
| 3 Materiales, útiles y equipos menores d  | \$38,000.00                    | \$0.00                                     | \$38,000.00                      | \$698.51             | \$37,301.49                             | \$698.51          | \$0.00                    | \$698.51         | \$698.51     | \$0.00                  | \$37,301.49    |
| 1 Materiales, útiles y equipos menores d  | \$38,000.00                    | \$0.00                                     | \$38,000.00                      | \$698.51             | \$37,301.49                             | \$698.51          | \$0.00                    | \$698.51         | \$698.51     | \$0.00                  | \$37,301.49    |
| 3 Material de limpieza                    | \$29,900.00                    | \$0.00                                     | \$29,900.00                      | \$0.00               | \$29,900.00                             | \$0.00            | \$0.00                    | \$0.00           | \$0.00       | \$0.00                  | \$29,900.00    |
| 1 Material de limpieza                    | \$29,900.00                    | \$0.00                                     | \$29,900.00                      | \$0.00               | \$29,900.00                             | \$0.00            | \$0.00                    | \$0.00           | \$0.00       | \$0.00                  | \$29,900.00    |
| 0 ALIMENTOS Y UTENSILIOS                  | \$69,000.00                    | \$0.00                                     | \$69,000.00                      | \$5,179.79           | \$63,820.21                             | \$5,179.79        | \$0.00                    | \$5,179.79       | \$5,179.79   | \$0.00                  | \$63,820.21    |
| 0 Productos alimenticios para personas    | \$69,000.00                    | \$0.00                                     | \$69,000.00                      | \$5,179.79           | \$63,820.21                             | \$5,179.79        | \$0.00                    | \$5,179.79       | \$5,179.79   | \$0.00                  | \$63,820.21    |
| 1 Productos alimenticios para personas    | \$69,000.00                    | \$0.00                                     | \$69,000.00                      | \$5,179.79           | \$63,820.21                             | \$5,179.79        | \$0.00                    | \$5,179.79       | \$5,179.79   | \$0.00                  | \$63,820.21    |
| 0 MATERIAS PRIMAS Y MATERIALES            | \$304,526.00                   | \$0.00                                     | \$304,526.00                     | \$54,071.35          | \$250,454.65                            | \$54,071.35       | \$0.00                    | \$54,071.35      | \$54,071.35  | \$0.00                  | \$250,454.65   |
| 0 Combustibles, lubricantes, aditivos, ca | \$304,526.00                   | \$0.00                                     | \$304,526.00                     | \$54,071.35          | \$250,454.65                            | \$54,071.35       | \$0.00                    | \$54,071.35      | \$54,071.35  | \$0.00                  | \$250,454.65   |
| 1 Combustibles, lubricantes, aditivos, ca | \$304,526.00                   | \$0.00                                     | \$304,526.00                     | \$54,071.35          | \$250,454.65                            | \$54,071.35       | \$0.00                    | \$54,071.35      | \$54,071.35  | \$0.00                  | \$250,454.65   |
| 0 MATERIALES Y ARTÍCULOS DE CON           | \$96,000.00                    | \$0.00                                     | \$96,000.00                      | \$7,681.58           | \$88,318.42                             | \$7,681.58        | \$0.00                    | \$7,681.58       | \$7,681.58   | \$0.00                  | \$88,318.42    |
| 0 Cemento y productos de concreto         | \$4,500.00                     | \$0.00                                     | \$4,500.00                       | \$0.00               | \$4,500.00                              | \$0.00            | \$0.00                    | \$0.00           | \$0.00       | \$0.00                  | \$4,500.00     |
| 1 Cemento y productos de concreto         | \$4,500.00                     | \$0.00                                     | \$4,500.00                       | \$0.00               | \$4,500.00                              | \$0.00            | \$0.00                    | \$0.00           | \$0.00       | \$0.00                  | \$4,500.00     |
| 0 Material eléctrico y electrónico        | \$37,000.00                    | \$0.00                                     | \$37,000.00                      | \$0.00               | \$37,000.00                             | \$0.00            | \$0.00                    | \$0.00           | \$0.00       | \$0.00                  | \$37,000.00    |
| 1 Material eléctrico y electrónico        | \$37,000.00                    | \$0.00                                     | \$37,000.00                      | \$0.00               | \$37,000.00                             | \$0.00            | \$0.00                    | \$0.00           | \$0.00       | \$0.00                  | \$37,000.00    |
| 10 Materiales complementarios             | \$54,500.00                    | \$0.00                                     | \$54,500.00                      | \$7,681.58           | \$46,818.42                             | \$7,681.58        | \$0.00                    | \$7,681.58       | \$7,681.58   | \$0.00                  | \$46,818.42    |
| 11 Materiales complementarios             | \$54,500.00                    | \$0.00                                     | \$54,500.00                      | \$7,681.58           | \$46,818.42                             | \$7,681.58        | \$0.00                    | \$7,681.58       | \$7,681.58   | \$0.00                  | \$46,818.42    |
| 10 PRODUCTOS QUÍMICOS, FARMACÉ            | \$45,000.00                    | \$0.00                                     | \$45,000.00                      | \$0.00               | \$45,000.00                             | \$0.00            | \$0.00                    | \$0.00           | \$0.00       | \$0.00                  | \$45,000.00    |
| 10 Productos químicos básicos             | \$45,000.00                    | \$0.00                                     | \$45,000.00                      | \$0.00               | \$45,000.00                             | \$0.00            | \$0.00                    | \$0.00           | \$0.00       | \$0.00                  | \$45,000.00    |
| 11 Productos químicos básicos             | \$45,000.00                    | \$0.00                                     | \$45,000.00                      | \$0.00               | \$45,000.00                             | \$0.00            | \$0.00                    | \$0.00           | \$0.00       | \$0.00                  | \$45,000.00    |
| 10 VESTUARIO, BLANCOS, PRENDAS I          | \$80,000.00                    | \$0.00                                     | \$80,000.00                      | \$2,610.51           | \$77,389.49                             | \$2,610.51        | \$0.00                    | \$2,610.51       | \$2,610.51   | \$0.00                  | \$77,389.49    |
| 10 Vestuario y uniformes                  | \$20,000.00                    | \$0.00                                     | \$20,000.00                      | \$0.00               | \$20,000.00                             | \$0.00            | \$0.00                    | \$0.00           | \$0.00       | \$0.00                  | \$20,000.00    |
| 11 Vestuario y uniformes                  | \$20,000.00                    | \$0.00                                     | \$20,000.00                      | \$0.00               | \$20,000.00                             | \$0.00            | \$0.00                    | \$0.00           | \$0.00       | \$0.00                  | \$20,000.00    |

| Ejercicio del Presupuesto                  | Egresos Aprobado Al 31/12/2015 | Ampliaciones / (Reducciones) Al 31/12/2015 | Egresos Modificado Al 31/12/2015 | Egresos Comprometido | Presupuesto Disponible para Comprometer | Egresos Devengado | Comprometido No Devengado | Egresos Ejercido | Pagado       | Cuentas por Pagar Deuda | Subejercicio |
|--|--------------------------------|--|----------------------------------|----------------------|---|-------------------|---------------------------|------------------|--------------|-------------------------|--------------|
| 1 Prendas de seguridad y protección per:   | \$20,000.00                    | \$0.00                                     | \$20,000.00                      | \$0.00               | \$20,000.00                             | \$0.00            | \$0.00                    | \$0.00           | \$0.00       | \$0.00                  | \$20,000.00  |
| 1 Prendas de seguridad y protección per:   | \$20,000.00                    | \$0.00                                     | \$20,000.00                      | \$0.00               | \$20,000.00                             | \$0.00            | \$0.00                    | \$0.00           | \$0.00       | \$0.00                  | \$20,000.00  |
| 3 Artículos deportivos                     | \$30,000.00                    | \$0.00                                     | \$30,000.00                      | \$1,170.00           | \$28,830.00                             | \$1,170.00        | \$0.00                    | \$1,170.00       | \$1,170.00   | \$0.00                  | \$28,830.00  |
| 1 Artículos deportivos                     | \$30,000.00                    | \$0.00                                     | \$30,000.00                      | \$1,170.00           | \$28,830.00                             | \$1,170.00        | \$0.00                    | \$1,170.00       | \$1,170.00   | \$0.00                  | \$28,830.00  |
| 3 Productos textiles                       | \$10,000.00                    | \$0.00                                     | \$10,000.00                      | \$1,440.51           | \$8,559.49                              | \$1,440.51        | \$0.00                    | \$1,440.51       | \$1,440.51   | \$0.00                  | \$8,559.49   |
| 1 Productos textiles                       | \$10,000.00                    | \$0.00                                     | \$10,000.00                      | \$1,440.51           | \$8,559.49                              | \$1,440.51        | \$0.00                    | \$1,440.51       | \$1,440.51   | \$0.00                  | \$8,559.49   |
| 3 MATERIALES Y SUMINISTROS PARA            | \$15,000.00                    | \$0.00                                     | \$15,000.00                      | \$0.00               | \$15,000.00                             | \$0.00            | \$0.00                    | \$0.00           | \$0.00       | \$0.00                  | \$15,000.00  |
| 3 Prendas de protección para seguridad     | \$15,000.00                    | \$0.00                                     | \$15,000.00                      | \$0.00               | \$15,000.00                             | \$0.00            | \$0.00                    | \$0.00           | \$0.00       | \$0.00                  | \$15,000.00  |
| 1 Prendas de protección para seguridad     | \$15,000.00                    | \$0.00                                     | \$15,000.00                      | \$0.00               | \$15,000.00                             | \$0.00            | \$0.00                    | \$0.00           | \$0.00       | \$0.00                  | \$15,000.00  |
| 3 HERRAMIENTAS, REFACCIONES Y /            | \$15,000.00                    | \$0.00                                     | \$15,000.00                      | \$6,399.24           | \$8,600.76                              | \$6,399.24        | \$0.00                    | \$6,399.24       | \$6,399.24   | \$0.00                  | \$8,600.76   |
| 3 Refacciones y accesorios menores de      | \$15,000.00                    | \$0.00                                     | \$15,000.00                      | \$6,399.24           | \$8,600.76                              | \$6,399.24        | \$0.00                    | \$6,399.24       | \$6,399.24   | \$0.00                  | \$8,600.76   |
| 1 Refacciones y accesorios menores de      | \$15,000.00                    | \$0.00                                     | \$15,000.00                      | \$6,399.24           | \$8,600.76                              | \$6,399.24        | \$0.00                    | \$6,399.24       | \$6,399.24   | \$0.00                  | \$8,600.76   |
| 0 SERVICIOS GENERALES                      | \$640,424.40                   | \$0.00                                     | \$640,424.40                     | \$275,686.00         | \$364,738.40                            | \$275,686.00      | \$0.00                    | \$275,686.00     | \$275,686.00 | \$0.00                  | \$364,738.40 |
| 0 SERVICIOS BÁSICOS                        | \$366,077.68                   | \$0.00                                     | \$366,077.68                     | \$215,275.40         | \$150,802.28                            | \$215,275.40      | \$0.00                    | \$215,275.40     | \$215,275.40 | \$0.00                  | \$150,802.28 |
| 3 Energía eléctrica                        | \$344,327.68                   | \$0.00                                     | \$344,327.68                     | \$209,450.00         | \$134,877.68                            | \$209,450.00      | \$0.00                    | \$209,450.00     | \$209,450.00 | \$0.00                  | \$134,877.68 |
| 1 Energía eléctrica                        | \$344,327.68                   | \$0.00                                     | \$344,327.68                     | \$209,450.00         | \$134,877.68                            | \$209,450.00      | \$0.00                    | \$209,450.00     | \$209,450.00 | \$0.00                  | \$134,877.68 |
| 3 Gas                                      | \$6,000.00                     | \$0.00                                     | \$6,000.00                       | \$5,825.40           | \$174.60                                | \$5,825.40        | \$0.00                    | \$5,825.40       | \$5,825.40   | \$0.00                  | \$174.60     |
| 1 Gas                                      | \$6,000.00                     | \$0.00                                     | \$6,000.00                       | \$5,825.40           | \$174.60                                | \$5,825.40        | \$0.00                    | \$5,825.40       | \$5,825.40   | \$0.00                  | \$174.60     |
| 0 Telefonía tradicional                    | \$9,000.00                     | \$0.00                                     | \$9,000.00                       | \$0.00               | \$9,000.00                              | \$0.00            | \$0.00                    | \$0.00           | \$0.00       | \$0.00                  | \$9,000.00   |
| 1 Telefonía tradicional                    | \$9,000.00                     | \$0.00                                     | \$9,000.00                       | \$0.00               | \$9,000.00                              | \$0.00            | \$0.00                    | \$0.00           | \$0.00       | \$0.00                  | \$9,000.00   |
| 0 Telefonía celular                        | \$6,750.00                     | \$0.00                                     | \$6,750.00                       | \$0.00               | \$6,750.00                              | \$0.00            | \$0.00                    | \$0.00           | \$0.00       | \$0.00                  | \$6,750.00   |
| 1 Telefonía celular                        | \$6,750.00                     | \$0.00                                     | \$6,750.00                       | \$0.00               | \$6,750.00                              | \$0.00            | \$0.00                    | \$0.00           | \$0.00       | \$0.00                  | \$6,750.00   |
| 0 SERVICIOS FINANCIEROS, BANCAR            | \$8,000.00                     | \$0.00                                     | \$8,000.00                       | \$1,914.00           | \$6,086.00                              | \$1,914.00        | \$0.00                    | \$1,914.00       | \$1,914.00   | \$0.00                  | \$6,086.00   |
| 0 Servicios financieros, bancarios y com   | \$8,000.00                     | \$0.00                                     | \$8,000.00                       | \$1,914.00           | \$6,086.00                              | \$1,914.00        | \$0.00                    | \$1,914.00       | \$1,914.00   | \$0.00                  | \$6,086.00   |
| 1 Servicios financieros, bancarios y com   | \$8,000.00                     | \$0.00                                     | \$8,000.00                       | \$1,914.00           | \$6,086.00                              | \$1,914.00        | \$0.00                    | \$1,914.00       | \$1,914.00   | \$0.00                  | \$6,086.00   |
| 0 SERVICIOS DE INSTALACIÓN, REPA           | \$79,000.00                    | \$0.00                                     | \$79,000.00                      | \$24,864.60          | \$54,135.40                             | \$24,864.60       | \$0.00                    | \$24,864.60      | \$24,864.60  | \$0.00                  | \$54,135.40  |
| 0 Reparación y mantenimiento de equipo     | \$75,000.00                    | \$0.00                                     | \$75,000.00                      | \$24,516.60          | \$50,483.40                             | \$24,516.60       | \$0.00                    | \$24,516.60      | \$24,516.60  | \$0.00                  | \$50,483.40  |
| 1 Reparación y mantenimiento de equipo     | \$75,000.00                    | \$0.00                                     | \$75,000.00                      | \$24,516.60          | \$50,483.40                             | \$24,516.60       | \$0.00                    | \$24,516.60      | \$24,516.60  | \$0.00                  | \$50,483.40  |
| 0 Instalación, reparación y mantenimient   | \$4,000.00                     | \$0.00                                     | \$4,000.00                       | \$348.00             | \$3,652.00                              | \$348.00          | \$0.00                    | \$348.00         | \$348.00     | \$0.00                  | \$3,652.00   |
| 1 Instalación, reparación y mantenimient   | \$4,000.00                     | \$0.00                                     | \$4,000.00                       | \$348.00             | \$3,652.00                              | \$348.00          | \$0.00                    | \$348.00         | \$348.00     | \$0.00                  | \$3,652.00   |
| 0 SERVICIOS DE COMUNICACIÓN SO             | \$29,500.00                    | \$0.00                                     | \$29,500.00                      | \$13,456.00          | \$16,044.00                             | \$13,456.00       | \$0.00                    | \$13,456.00      | \$13,456.00  | \$0.00                  | \$16,044.00  |
| 0 Difusión por radio, televisión y otros m | \$29,500.00                    | \$0.00                                     | \$29,500.00                      | \$13,456.00          | \$16,044.00                             | \$13,456.00       | \$0.00                    | \$13,456.00      | \$13,456.00  | \$0.00                  | \$16,044.00  |
| 1 Gastos de difusión e información         | \$5,000.00                     | \$0.00                                     | \$5,000.00                       | \$0.00               | \$5,000.00                              | \$0.00            | \$0.00                    | \$0.00           | \$0.00       | \$0.00                  | \$5,000.00   |
| 12 Impresiones y publicaciones oficiales   | \$24,500.00                    | \$0.00                                     | \$24,500.00                      | \$13,456.00          | \$11,044.00                             | \$13,456.00       | \$0.00                    | \$13,456.00      | \$13,456.00  | \$0.00                  | \$11,044.00  |

| Ejercicio del Presupuesto                   | Egresos Aprobado Al 31/12/2015 | Ampliaciones / (Reducciones) Al 31/12/2015 | Egresos Modificado Al 31/12/2015 | Egresos Comprometido | Presupuesto Disponible para Comprometer | Egresos Devengado   | Comprometido No Devengado | Egresos Ejercido    | Pagado              | Cuentas por Pagar Deuda | Subejercicio          |
|---|--------------------------------|--|----------------------------------|----------------------|---|---------------------|---------------------------|---------------------|---------------------|-------------------------|-----------------------|
| 0 SERVICIOS DE TRASLADO Y VIÁTIC            | \$45,000.00                    | \$0.00                                     | \$45,000.00                      | \$456.00             | \$44,544.00                             | \$456.00            | \$0.00                    | \$456.00            | \$456.00            | \$0.00                  | \$44,544.00           |
| 0 Pasajes terrestres                        | \$5,000.00                     | \$0.00                                     | \$5,000.00                       | \$152.00             | \$4,848.00                              | \$152.00            | \$0.00                    | \$152.00            | \$152.00            | \$0.00                  | \$4,848.00            |
| 1 Pasajes terrestres                        | \$5,000.00                     | \$0.00                                     | \$5,000.00                       | \$152.00             | \$4,848.00                              | \$152.00            | \$0.00                    | \$152.00            | \$152.00            | \$0.00                  | \$4,848.00            |
| 0 Viáticos en el país                       | \$40,000.00                    | \$0.00                                     | \$40,000.00                      | \$304.00             | \$39,696.00                             | \$304.00            | \$0.00                    | \$304.00            | \$304.00            | \$0.00                  | \$39,696.00           |
| 1 Viáticos en el país                       | \$40,000.00                    | \$0.00                                     | \$40,000.00                      | \$304.00             | \$39,696.00                             | \$304.00            | \$0.00                    | \$304.00            | \$304.00            | \$0.00                  | \$39,696.00           |
| 0 SERVICIOS OFICIALES                       | \$112,846.72                   | \$0.00                                     | \$112,846.72                     | \$19,720.00          | \$93,126.72                             | \$19,720.00         | \$0.00                    | \$19,720.00         | \$19,720.00         | \$0.00                  | \$93,126.72           |
| 0 Gastos de ceremonial                      | \$30,000.00                    | \$0.00                                     | \$30,000.00                      | \$19,720.00          | \$10,280.00                             | \$19,720.00         | \$0.00                    | \$19,720.00         | \$19,720.00         | \$0.00                  | \$10,280.00           |
| 1 Gastos de ceremonial                      | \$30,000.00                    | \$0.00                                     | \$30,000.00                      | \$19,720.00          | \$10,280.00                             | \$19,720.00         | \$0.00                    | \$19,720.00         | \$19,720.00         | \$0.00                  | \$10,280.00           |
| 0 Gastos de orden social y cultural         | \$82,846.72                    | \$0.00                                     | \$82,846.72                      | \$0.00               | \$82,846.72                             | \$0.00              | \$0.00                    | \$0.00              | \$0.00              | \$0.00                  | \$82,846.72           |
| 1 Gastos de orden social y cultural         | \$82,846.72                    | \$0.00                                     | \$82,846.72                      | \$0.00               | \$82,846.72                             | \$0.00              | \$0.00                    | \$0.00              | \$0.00              | \$0.00                  | \$82,846.72           |
| 0 TRANSFERENCIAS, ASIGNACIONES              | \$438,512.00                   | \$0.00                                     | \$438,512.00                     | \$88,612.00          | \$349,900.00                            | \$88,612.00         | \$0.00                    | \$88,612.00         | \$88,612.00         | \$0.00                  | \$349,900.00          |
| 0 AYUDAS SOCIALES                           | \$438,512.00                   | \$0.00                                     | \$438,512.00                     | \$88,612.00          | \$349,900.00                            | \$88,612.00         | \$0.00                    | \$88,612.00         | \$88,612.00         | \$0.00                  | \$349,900.00          |
| 0 Ayudas sociales a personas                | \$438,512.00                   | \$0.00                                     | \$438,512.00                     | \$88,612.00          | \$349,900.00                            | \$88,612.00         | \$0.00                    | \$88,612.00         | \$88,612.00         | \$0.00                  | \$349,900.00          |
| 1 Ayudas sociales                           | \$438,512.00                   | \$0.00                                     | \$438,512.00                     | \$88,612.00          | \$349,900.00                            | \$88,612.00         | \$0.00                    | \$88,612.00         | \$88,612.00         | \$0.00                  | \$349,900.00          |
| 0 BIENES MUEBLES, INMUEBLES                 | \$36,540.00                    | \$0.00                                     | \$36,540.00                      | \$22,040.00          | \$14,500.00                             | \$22,040.00         | \$0.00                    | \$22,040.00         | \$22,040.00         | \$0.00                  | \$14,500.00           |
| 0 MAQUINARIA, OTROS EQUIPOS Y HERRAMIENTAS  | \$36,540.00                    | \$0.00                                     | \$36,540.00                      | \$22,040.00          | \$14,500.00                             | \$22,040.00         | \$0.00                    | \$22,040.00         | \$22,040.00         | \$0.00                  | \$14,500.00           |
| 0 Equipo de comunicación y telecomunicación | \$22,040.00                    | \$0.00                                     | \$22,040.00                      | \$22,040.00          | \$0.00                                  | \$22,040.00         | \$0.00                    | \$22,040.00         | \$22,040.00         | \$0.00                  | \$0.00                |
| 1 Equipo de comunicación y telecomunicación | \$22,040.00                    | \$0.00                                     | \$22,040.00                      | \$22,040.00          | \$0.00                                  | \$22,040.00         | \$0.00                    | \$22,040.00         | \$22,040.00         | \$0.00                  | \$0.00                |
| 0 Herramientas y máquinas-herramienta       | \$14,500.00                    | \$0.00                                     | \$14,500.00                      | \$0.00               | \$14,500.00                             | \$0.00              | \$0.00                    | \$0.00              | \$0.00              | \$0.00                  | \$14,500.00           |
| 1 Herramientas y máquinas-herramienta       | \$14,500.00                    | \$0.00                                     | \$14,500.00                      | \$0.00               | \$14,500.00                             | \$0.00              | \$0.00                    | \$0.00              | \$0.00              | \$0.00                  | \$14,500.00           |
| 0 INVERSIÓN PÚBLICA                         | \$1,830,039.15                 | \$0.00                                     | \$1,830,039.15                   | \$0.00               | \$1,830,039.15                          | \$0.00              | \$0.00                    | \$0.00              | \$0.00              | \$0.00                  | \$1,830,039.15        |
| 0 OBRA PÚBLICA EN BIENES DE DOMINIO         | \$1,830,039.15                 | \$0.00                                     | \$1,830,039.15                   | \$0.00               | \$1,830,039.15                          | \$0.00              | \$0.00                    | \$0.00              | \$0.00              | \$0.00                  | \$1,830,039.15        |
| 0 Edificación habitacional                  | \$1,830,039.15                 | \$0.00                                     | \$1,830,039.15                   | \$0.00               | \$1,830,039.15                          | \$0.00              | \$0.00                    | \$0.00              | \$0.00              | \$0.00                  | \$1,830,039.15        |
| 1 Edificación habitacional                  | \$1,830,039.15                 | \$0.00                                     | \$1,830,039.15                   | \$0.00               | \$1,830,039.15                          | \$0.00              | \$0.00                    | \$0.00              | \$0.00              | \$0.00                  | \$1,830,039.15        |
| <b>Total</b>                                | <b>\$5,576,712.83</b>          | <b>\$0.00</b>                              | <b>\$5,576,712.83</b>            | <b>\$820,987.63</b>  | <b>\$4,755,725.20</b>                   | <b>\$820,987.63</b> | <b>\$0.00</b>             | <b>\$820,987.63</b> | <b>\$820,987.63</b> | <b>\$0.00</b>           | <b>\$4,755,725.20</b> |


000039

| Ejercicio del Presupuesto | Egresos Aprobado Al 31/12/2015 | Ampliaciones / (Reducciones) Al 31/12/2015 | Egresos Modificado Al 31/12/2015 | Egresos Comprometido | Presupuesto Disponible para Comprometer | Egresos Devengado | Comprometido No Devengado | Egresos Ejercido | Pagado | Cuentas por Pagar Deuda | Subejercicio |
|---------------------------|--------------------------------|--|----------------------------------|----------------------|---|-------------------|---------------------------|------------------|--------|-------------------------|--------------|
|---------------------------|--------------------------------|--|----------------------------------|----------------------|---|-------------------|---------------------------|------------------|--------|-------------------------|--------------|



H. AYUNTAMIENTO  
PRESIDENTE MUNICIPAL  
TEKOM, YUC.  
2015 - 2018

  
C. ARMIN ARMANDO KUMUL COCOM  
PRESIDENTE MUNICIPAL

  
C. JORGE ANGELINO CANUL CHAY  
TESORERO MUNICIPAL



H. AYUNTAMIENTO  
TESORERO  
MUNICIPAL  
TEKOM, YUC.  
2015 - 2018



C. GLORIA ARACELLY COCOM CAN  
SINDICA MUNICIPAL

  
C. VICTOR MANUEL BATUN CAN  
SECRETARIO MUNICIPAL



H. AYUNTAMIENTO  
DE TEKOM, YUC.  
2015 - 2018  
SECRETARIO



H. AYUNTAMIENTO  
DE TEKOM, YUC.  
2015 - 2018  
SINDICO

000040

| Objeto del Gasto  | Aprobado       | Ampliaciones /<br>(Reducciones) Al<br>30/sep./2015 | Presupuesto<br>Vigente Al<br>30/sep./2015 | Comprometido | Presupuesto<br>Disponibile para<br>Comprometer | Devengado    | Comprometido<br>No Devengado | Presupuesto<br>Sin Devengar | Ejercido     | Pagado       | Cuentas por<br>Pagar Deuda |
|---|----------------|--|---|--------------|--|--------------|------------------------------|-----------------------------|--------------|--------------|----------------------------|
| 00 SERVICIOS PERSONALES                                       | \$1,844,771.28 | \$0.00   | \$1,844,771.28                            | \$357,713.85 | \$1,487,057.43                                 | \$357,713.85 | \$0.00                       | \$1,487,057.43              | \$357,713.85 | \$357,713.85 | \$0.00                     |
| 00 REMUNERACIONES AL PERSONAL DE CARÁCTER P                   | \$1,476,732.40 | \$0.00   | \$1,476,732.40                            | \$357,713.85 | \$1,119,018.55                                 | \$357,713.85 | \$0.00                       | \$1,119,018.55              | \$357,713.85 | \$357,713.85 | \$0.00                     |
| 30 Sueldos base al personal permanente                        | \$1,476,732.40 | \$0.00   | \$1,476,732.40                            | \$357,713.85 | \$1,119,018.55                                 | \$357,713.85 | \$0.00                       | \$1,119,018.55              | \$357,713.85 | \$357,713.85 | \$0.00                     |
| 31 Sueldos al personal de base                                | \$1,476,732.40 | \$0.00   | \$1,476,732.40                            | \$357,713.85 | \$1,119,018.55                                 | \$357,713.85 | \$0.00                       | \$1,119,018.55              | \$357,713.85 | \$357,713.85 | \$0.00                     |
| 00 REMUNERACIONES ADICIONALES Y ESPECIALES                    | \$368,038.88   | \$0.00   | \$368,038.88                              | \$0.00       | \$368,038.88                                   | \$0.00       | \$0.00                       | \$368,038.88                | \$0.00       | \$0.00       | \$0.00                     |
| 20 Primas de vacaciones, dominical y gratificación de fin de  | \$368,038.88   | \$0.00   | \$368,038.88                              | \$0.00       | \$368,038.88                                   | \$0.00       | \$0.00                       | \$368,038.88                | \$0.00       | \$0.00       | \$0.00                     |
| 22 Gratificación de fin de año                                | \$368,038.88   | \$0.00   | \$368,038.88                              | \$0.00       | \$368,038.88                                   | \$0.00       | \$0.00                       | \$368,038.88                | \$0.00       | \$0.00       | \$0.00                     |
| 00 MATERIALES Y SUMINISTROS                                   | \$786,426.00   | \$0.00   | \$786,426.00                              | \$76,935.78  | \$709,490.22                                   | \$76,935.78  | \$0.00                       | \$709,490.22                | \$76,935.78  | \$76,935.78  | \$0.00                     |
| 00 MATERIALES DE ADMINISTRACIÓN, EMISIÓN DE DC                | \$161,900.00   | \$0.00   | \$161,900.00                              | \$993.31     | \$160,906.69                                   | \$993.31     | \$0.00                       | \$160,906.69                | \$993.31     | \$993.31     | \$0.00                     |
| 10 Materiales, útiles y equipos menores de oficina            | \$94,000.00    | \$0.00   | \$94,000.00                               | \$294.80     | \$93,705.20                                    | \$294.80     | \$0.00                       | \$93,705.20                 | \$294.80     | \$294.80     | \$0.00                     |
| 11 Materiales, útiles y equipos menores de oficina            | \$94,000.00    | \$0.00   | \$94,000.00                               | \$294.80     | \$93,705.20                                    | \$294.80     | \$0.00                       | \$93,705.20                 | \$294.80     | \$294.80     | \$0.00                     |
| 40 Materiales, útiles y equipos menores de tecnologías de li  | \$38,000.00    | \$0.00   | \$38,000.00                               | \$698.51     | \$37,301.49                                    | \$698.51     | \$0.00                       | \$37,301.49                 | \$698.51     | \$698.51     | \$0.00                     |
| 41 Materiales, útiles y equipos menores de tecnologías de li  | \$38,000.00    | \$0.00   | \$38,000.00                               | \$698.51     | \$37,301.49                                    | \$698.51     | \$0.00                       | \$37,301.49                 | \$698.51     | \$698.51     | \$0.00                     |
| 60 Material de limpieza                                       | \$29,900.00    | \$0.00   | \$29,900.00                               | \$0.00       | \$29,900.00                                    | \$0.00       | \$0.00                       | \$29,900.00                 | \$0.00       | \$0.00       | \$0.00                     |
| 61 Material de limpieza                                       | \$29,900.00    | \$0.00   | \$29,900.00                               | \$0.00       | \$29,900.00                                    | \$0.00       | \$0.00                       | \$29,900.00                 | \$0.00       | \$0.00       | \$0.00                     |
| 00 ALIMENTOS Y UTENSILIOS                                     | \$69,000.00    | \$0.00   | \$69,000.00                               | \$5,179.79   | \$63,820.21                                    | \$5,179.79   | \$0.00                       | \$63,820.21                 | \$5,179.79   | \$5,179.79   | \$0.00                     |
| 10 Productos alimenticios para personas                       | \$69,000.00    | \$0.00   | \$69,000.00                               | \$5,179.79   | \$63,820.21                                    | \$5,179.79   | \$0.00                       | \$63,820.21                 | \$5,179.79   | \$5,179.79   | \$0.00                     |
| 11 Productos alimenticios para personas                       | \$69,000.00    | \$0.00   | \$69,000.00                               | \$5,179.79   | \$63,820.21                                    | \$5,179.79   | \$0.00                       | \$63,820.21                 | \$5,179.79   | \$5,179.79   | \$0.00                     |
| 300 MATERIAS PRIMAS Y MATERIALES DE PRODUCCIÓN                | \$304,526.00   | \$0.00   | \$304,526.00                              | \$54,071.35  | \$250,454.65                                   | \$54,071.35  | \$0.00                       | \$250,454.65                | \$54,071.35  | \$54,071.35  | \$0.00                     |
| 340 Combustibles, lubricantes, aditivos, carbón y sus derivad | \$304,526.00   | \$0.00   | \$304,526.00                              | \$54,071.35  | \$250,454.65                                   | \$54,071.35  | \$0.00                       | \$250,454.65                | \$54,071.35  | \$54,071.35  | \$0.00                     |
| 341 Combustibles, lubricantes, aditivos, carbón y sus derivad | \$304,526.00   | \$0.00   | \$304,526.00                              | \$54,071.35  | \$250,454.65                                   | \$54,071.35  | \$0.00                       | \$250,454.65                | \$54,071.35  | \$54,071.35  | \$0.00                     |
| 400 MATERIALES Y ARTÍCULOS DE CONSTRUCCIÓN Y E                | \$96,000.00    | \$0.00   | \$96,000.00                               | \$7,681.58   | \$88,318.42                                    | \$7,681.58   | \$0.00                       | \$88,318.42                 | \$7,681.58   | \$7,681.58   | \$0.00                     |
| 420 Cemento y productos de concreto                           | \$4,500.00     | \$0.00   | \$4,500.00                                | \$0.00       | \$4,500.00                                     | \$0.00       | \$0.00                       | \$4,500.00                  | \$0.00       | \$0.00       | \$0.00                     |
| 421 Cemento y productos de concreto                           | \$4,500.00     | \$0.00   | \$4,500.00                                | \$0.00       | \$4,500.00                                     | \$0.00       | \$0.00                       | \$4,500.00                  | \$0.00       | \$0.00       | \$0.00                     |
| 460 Material eléctrico y electrónico                          | \$37,000.00    | \$0.00   | \$37,000.00                               | \$0.00       | \$37,000.00                                    | \$0.00       | \$0.00                       | \$37,000.00                 | \$0.00       | \$0.00       | \$0.00                     |
| 461 Material eléctrico y electrónico                          | \$37,000.00    | \$0.00   | \$37,000.00                               | \$0.00       | \$37,000.00                                    | \$0.00       | \$0.00                       | \$37,000.00                 | \$0.00       | \$0.00       | \$0.00                     |
| 480 Materiales complementarios                                | \$54,500.00    | \$0.00   | \$54,500.00                               | \$7,681.58   | \$46,818.42                                    | \$7,681.58   | \$0.00                       | \$46,818.42                 | \$7,681.58   | \$7,681.58   | \$0.00                     |
| 481 Materiales complementarios                                | \$54,500.00    | \$0.00   | \$54,500.00                               | \$7,681.58   | \$46,818.42                                    | \$7,681.58   | \$0.00                       | \$46,818.42                 | \$7,681.58   | \$7,681.58   | \$0.00                     |
| 500 PRODUCTOS QUÍMICOS, FARMACÉUTICOS Y DE LA                 | \$45,000.00    | \$0.00   | \$45,000.00                               | \$0.00       | \$45,000.00                                    | \$0.00       | \$0.00                       | \$45,000.00                 | \$0.00       | \$0.00       | \$0.00                     |
| 510 Productos químicos básicos                                | \$45,000.00    | \$0.00   | \$45,000.00                               | \$0.00       | \$45,000.00                                    | \$0.00       | \$0.00                       | \$45,000.00                 | \$0.00       | \$0.00       | \$0.00                     |
| 511 Productos químicos básicos                                | \$45,000.00    | \$0.00   | \$45,000.00                               | \$0.00       | \$45,000.00                                    | \$0.00       | \$0.00                       | \$45,000.00                 | \$0.00       | \$0.00       | \$0.00                     |
| 700 VESTUARIO, BLANCOS, PRENDAS DE PROTECCIÓN                 | \$80,000.00    | \$0.00   | \$80,000.00                               | \$2,610.51   | \$77,389.49                                    | \$2,610.51   | \$0.00                       | \$77,389.49                 | \$2,610.51   | \$2,610.51   | \$0.00                     |
| 710 Vestuario y uniformes                                     | \$20,000.00    | \$0.00   | \$20,000.00                               | \$0.00       | \$20,000.00                                    | \$0.00       | \$0.00                       | \$20,000.00                 | \$0.00       | \$0.00       | \$0.00                     |
| 711 Vestuario y uniformes                                     | \$20,000.00    | \$0.00   | \$20,000.00                               | \$0.00       | \$20,000.00                                    | \$0.00       | \$0.00                       | \$20,000.00                 | \$0.00       | \$0.00       | \$0.00                     |
| 720 Prendas de seguridad y protección personal                | \$20,000.00    | \$0.00   | \$20,000.00                               | \$0.00       | \$20,000.00                                    | \$0.00       | \$0.00                       | \$20,000.00                 | \$0.00       | \$0.00       | \$0.00                     |





30/sep/2015  
 Rep: rptEstadoPresupuestoEgresos

INICIO DE TEKOM  
 ESTADO DE YUCATÁN

Estado del Ejercicio del Presupuesto por Capitulo del Gasto Al 30/sep./2015

Fecha y hora de Impresión 01/09/2015 01:39 p.m

hora de Impresión 01:39 p.m

| Objeto del Gasto |  | Aprobado              | Ampliaciones /<br>(Reducciones) Al<br>30/sep./2015 | Presupuesto<br>Vigente Al<br>30/sep./2015 | Comprometido        | Presupuesto<br>Disponibile para<br>Comprometer | Devengado           | Comprometido<br>No Devengado | Presupuesto<br>Sin Devengar | Ejercido            | Pagado              | Cuentas por<br>Pagar Deuda |
|------------------|--|-----------------------|--|---|---------------------|--|---------------------|------------------------------|-----------------------------|---------------------|---------------------|----------------------------|
| 721              | Pasajes terrestres                               | \$5,000.00            | \$0.00   | \$5,000.00                                | \$152.00            | \$4,848.00                                     | \$152.00            | \$0.00                       | \$4,848.00                  | \$152.00            | \$152.00            | \$0.00                     |
| 750              | Viáticos en el país                              | \$40,000.00           | \$0.00   | \$40,000.00                               | \$304.00            | \$39,696.00                                    | \$304.00            | \$0.00                       | \$39,696.00                 | \$304.00            | \$304.00            | \$0.00                     |
| 751              | Viáticos en el país                              | \$40,000.00           | \$0.00   | \$40,000.00                               | \$304.00            | \$39,696.00                                    | \$304.00            | \$0.00                       | \$39,696.00                 | \$304.00            | \$304.00            | \$0.00                     |
| 300              | <b>SERVICIOS OFICIALES</b>                       | <b>\$112,846.72</b>   | <b>\$0.00</b>                                      | <b>\$112,846.72</b>                       | <b>\$19,720.00</b>  | <b>\$93,126.72</b>                             | <b>\$19,720.00</b>  | <b>\$0.00</b>                | <b>\$93,126.72</b>          | <b>\$19,720.00</b>  | <b>\$19,720.00</b>  | <b>\$0.00</b>              |
| 310              | Gastos de ceremonial                             | \$30,000.00           | \$0.00   | \$30,000.00                               | \$19,720.00         | \$10,280.00                                    | \$19,720.00         | \$0.00                       | \$10,280.00                 | \$19,720.00         | \$19,720.00         | \$0.00                     |
| 311              | Gastos de ceremonial                             | \$30,000.00           | \$0.00   | \$30,000.00                               | \$19,720.00         | \$10,280.00                                    | \$19,720.00         | \$0.00                       | \$10,280.00                 | \$19,720.00         | \$19,720.00         | \$0.00                     |
| 320              | Gastos de orden social y cultural                | \$82,846.72           | \$0.00   | \$82,846.72                               | \$0.00              | \$82,846.72                                    | \$0.00              | \$0.00                       | \$82,846.72                 | \$0.00              | \$0.00              | \$0.00                     |
| 321              | Gastos de orden social y cultural                | \$82,846.72           | \$0.00   | \$82,846.72                               | \$0.00              | \$82,846.72                                    | \$0.00              | \$0.00                       | \$82,846.72                 | \$0.00              | \$0.00              | \$0.00                     |
| 000              | <b>TRANSFERENCIAS, ASIGNACIONES, SUBSIDIOS</b>   | <b>\$438,512.00</b>   | <b>\$0.00</b>                                      | <b>\$438,512.00</b>                       | <b>\$88,612.00</b>  | <b>\$349,900.00</b>                            | <b>\$88,612.00</b>  | <b>\$0.00</b>                | <b>\$349,900.00</b>         | <b>\$88,612.00</b>  | <b>\$88,612.00</b>  | <b>\$0.00</b>              |
| 400              | <b>AYUDAS SOCIALES</b>                           | <b>\$438,512.00</b>   | <b>\$0.00</b>                                      | <b>\$438,512.00</b>                       | <b>\$88,612.00</b>  | <b>\$349,900.00</b>                            | <b>\$88,612.00</b>  | <b>\$0.00</b>                | <b>\$349,900.00</b>         | <b>\$88,612.00</b>  | <b>\$88,612.00</b>  | <b>\$0.00</b>              |
| 410              | Ayudas sociales a personas                       | \$438,512.00          | \$0.00   | \$438,512.00                              | \$88,612.00         | \$349,900.00                                   | \$88,612.00         | \$0.00                       | \$349,900.00                | \$88,612.00         | \$88,612.00         | \$0.00                     |
| 411              | Ayudas sociales                                  | \$438,512.00          | \$0.00   | \$438,512.00                              | \$88,612.00         | \$349,900.00                                   | \$88,612.00         | \$0.00                       | \$349,900.00                | \$88,612.00         | \$88,612.00         | \$0.00                     |
| 000              | <b>BIENES MUEBLES, INMUEBLES E INTANGIBLES</b>   | <b>\$36,540.00</b>    | <b>\$0.00</b>                                      | <b>\$36,540.00</b>                        | <b>\$22,040.00</b>  | <b>\$14,500.00</b>                             | <b>\$22,040.00</b>  | <b>\$0.00</b>                | <b>\$14,500.00</b>          | <b>\$22,040.00</b>  | <b>\$22,040.00</b>  | <b>\$0.00</b>              |
| 600              | <b>MAQUINARIA, OTROS EQUIPOS Y HERRAMIENTAS</b>  | <b>\$36,540.00</b>    | <b>\$0.00</b>                                      | <b>\$36,540.00</b>                        | <b>\$22,040.00</b>  | <b>\$14,500.00</b>                             | <b>\$22,040.00</b>  | <b>\$0.00</b>                | <b>\$14,500.00</b>          | <b>\$22,040.00</b>  | <b>\$22,040.00</b>  | <b>\$0.00</b>              |
| 650              | Equipo de comunicación y telecomunicación        | \$22,040.00           | \$0.00   | \$22,040.00                               | \$22,040.00         | \$0.00   | \$22,040.00         | \$0.00                       | \$0.00                      | \$22,040.00         | \$22,040.00         | \$0.00                     |
| 651              | Equipo de comunicación y telecomunicación        | \$22,040.00           | \$0.00   | \$22,040.00                               | \$22,040.00         | \$0.00   | \$22,040.00         | \$0.00                       | \$0.00                      | \$22,040.00         | \$22,040.00         | \$0.00                     |
| 670              | Herramientas y máquinas-herramienta              | \$14,500.00           | \$0.00   | \$14,500.00                               | \$0.00              | \$14,500.00                                    | \$0.00              | \$0.00                       | \$14,500.00                 | \$0.00              | \$0.00              | \$0.00                     |
| 671              | Herramientas y máquinas-herramienta              | \$14,500.00           | \$0.00   | \$14,500.00                               | \$0.00              | \$14,500.00                                    | \$0.00              | \$0.00                       | \$14,500.00                 | \$0.00              | \$0.00              | \$0.00                     |
| 000              | <b>INVERSIÓN PÚBLICA</b>                         | <b>\$1,830,039.15</b> | <b>\$0.00</b>                                      | <b>\$1,830,039.15</b>                     | <b>\$0.00</b>       | <b>\$1,830,039.15</b>                          | <b>\$0.00</b>       | <b>\$0.00</b>                | <b>\$1,830,039.15</b>       | <b>\$0.00</b>       | <b>\$0.00</b>       | <b>\$0.00</b>              |
| 0100             | <b>OBRA PÚBLICA EN BIENES DE DOMINIO PÚBLICO</b> | <b>\$1,830,039.15</b> | <b>\$0.00</b>                                      | <b>\$1,830,039.15</b>                     | <b>\$0.00</b>       | <b>\$1,830,039.15</b>                          | <b>\$0.00</b>       | <b>\$0.00</b>                | <b>\$1,830,039.15</b>       | <b>\$0.00</b>       | <b>\$0.00</b>       | <b>\$0.00</b>              |
| 0110             | Edificación habitacional                         | \$1,830,039.15        | \$0.00   | \$1,830,039.15                            | \$0.00              | \$1,830,039.15                                 | \$0.00              | \$0.00                       | \$1,830,039.15              | \$0.00              | \$0.00              | \$0.00                     |
| 0111             | Edificación habitacional                         | \$1,830,039.15        | \$0.00   | \$1,830,039.15                            | \$0.00              | \$1,830,039.15                                 | \$0.00              | \$0.00                       | \$1,830,039.15              | \$0.00              | \$0.00              | \$0.00                     |
| <b>Total</b>     |  | <b>\$5,576,712.83</b> | <b>\$0.00</b>                                      | <b>\$5,576,712.83</b>                     | <b>\$820,987.63</b> | <b>\$4,755,725.20</b>                          | <b>\$820,987.63</b> | <b>\$0.00</b>                | <b>\$4,755,725.20</b>       | <b>\$820,987.63</b> | <b>\$820,987.63</b> | <b>\$0.00</b>              |

000043

INICIO DE TEKOM  
ESTADO DE YUCATÁN

Estado del Ejercicio del Presupuesto por Capitulo del Gasto Al 30/sep./2015

| Objeto del Gasto | Ampliaciones /<br>(Reducciones) Al<br>Aprobado 30/sep./2015 | Presupuesto<br>Vigente Al<br>30/sep./2015 | Comprometido | Presupuesto<br>Disponible para<br>Comprometer | Devengado | Comprometido<br>No Devengado | Presupuesto<br>Sin Devengar | Ejercido | Pagado | Cuentas por<br>Pagar Deuda |
|------------------|---|---|--------------|---|-----------|------------------------------|-----------------------------|----------|--------|----------------------------|
|------------------|---|---|--------------|---|-----------|------------------------------|-----------------------------|----------|--------|----------------------------|



H. AYUNTAMIENTO  
PRESIDENTE MUNICIPAL  
TEKOM, YUC.  
2015 - 2018

C. ARMIN ARMANDO KUMUL COCOM  
PRESIDENTE MUNICIPAL

C. JORGE ANGELINO CANUL CHAY  
TESORERO MUNICIPAL



H. AYUNTAMIENTO  
TESORERO  
MUNICIPAL  
TEKOM, YUC.  
2015 - 2018



H. AYUNTAMIENTO  
DE TEKOM, YUC.  
2015 - 2018  
SINDICO

C. GLORIA ARACELLY COCOM CAN  
SINDICA MUNICIPAL

C. VICTOR MANUEL BATUN  
SECRETARIO MUNICIPAL



H. AYUNTAMIENTO  
DE TEKOM, YUC.  
2015 - 2018  
SECRETARIO



Usu supervisor  
 Rep rptEstadoAnaliticoDeActivosYPasivos

MUNICIPIO DE TEKOM  
 ESTADO DE YUCATÁN  
 Reporte Analítico del Activo  
 Del 01/sep./2015 al 30/sep./2015

Fecha y 01/dic./2015  
 hora de Impresión 01:19 p. m.

| Cuenta Contable                                 | Saldo Inicial | Cargos del periodo | Abonos del periodo | Saldo Final  | Flujo del Periodo |
|---|---------------|--------------------|--------------------|--------------|-------------------|
| 1000 ACTIVO                                     | \$0.00        | \$3,526,636.64     | \$2,746,721.40     | \$779,915.24 | \$779,915.24      |
| 1100 ACTIVO CIRCULANTE                          | \$0.00        | \$3,504,596.64     | \$2,746,721.40     | \$757,875.24 | \$757,875.24      |
| 1110 Efectivo y Equivalentes                    | \$0.00        | \$1,919,616.47     | \$1,201,037.93     | \$718,578.54 | \$718,578.54      |
| 1111 Efectivo                                   | \$0.00        | \$377,755.00       | \$423,007.69       | -\$45,252.69 | -\$45,252.69      |
| 1112 Bancos/Tesorería                           | \$0.00        | \$796,314.13       | \$658,130.70       | \$138,183.43 | \$138,183.43      |
| 1115 Fondos con Afectación Específica           | \$0.00        | \$745,547.34       | \$119,899.54       | \$625,647.80 | \$625,647.80      |
| 1120 Derechos a Recibir Efectivo o Equivalentes | \$0.00        | \$1,584,980.17     | \$1,545,683.47     | \$39,296.70  | \$39,296.70       |
| 1122 Cuentas por Cobrar a Corto Plazo           | \$0.00        | \$1,541,861.47     | \$1,541,861.47     | \$0.00       | \$0.00            |
| 1123 Deudores Diversos por Cobrar a Corto Plazo | \$0.00        | \$39,296.70        | \$0.00             | \$39,296.70  | \$39,296.70       |
| 1124 Ingresos por Recuperar a Corto Plazo       | \$0.00        | \$3,822.00         | \$3,822.00         | \$0.00       | \$0.00            |
| 1200 ACTIVO NO CIRCULANTE                       | \$0.00        | \$22,040.00        | \$0.00             | \$22,040.00  | \$22,040.00       |
| 1240 Bienes Muebles                             | \$0.00        | \$22,040.00        | \$0.00             | \$22,040.00  | \$22,040.00       |
| 1246 Maquinaria, Otros Equipos y Herramientas   | \$0.00        | \$22,040.00        | \$0.00             | \$22,040.00  | \$22,040.00       |



H. AYUNTAMIENTO  
 PRESIDENTE MUNICIPAL  
 TEKOM, YUC.  
 2015 - 2018

C. ARMIN ARMANDO KUMUL COCOM  
 PRESIDENTE MUNICIPAL

C. JORGE ANGELINO CANUL CHAY  
 TESORERO MUNICIPAL



H. AYUNTAMIENTO  
 TESORERO  
 MUNICIPAL  
 TEKOM, YUC.  
 2015 - 2018

C. GLORIA ARACELLY COCOM CAN  
 SINDICA MUNICIPAL

C. VICTOR MANUEL BATUN CAN  
 SECRETARIO MUNICIPAL



H. AYUNTAMIENTO  
 DE TEKOM, YUC.  
 2015 - 2018  
 SECRETARIO



H. AYUNTAMIENTO  
 DE TEKOM, YUC.  
 2015 - 2018  
 SINDICO

000045



MUNICIPIO DE TEKOM, YUCATAN

2015-2018

ADQUISICIONES DE ACTIVOS

SEPTIEMBRE 2015

| FECHA     | FACTURA | PROVEEDOR                 | CANTIDAD | CONCEPTO                  | DEPTO             | IMPORTE   |
|-----------|---------|---------------------------|----------|---------------------------|-------------------|-----------|
| 29-sep-15 | A-183   | RENAN JESUS ARCEO MENESES | 5        | RADIOS PORTATILES KENWOOD | SEGURIDAD PUBLICA | 22,040.00 |



H. AYUNTAMIENTO  
PRESIDENTE MUNICIPAL  
TEKOM, YUC.  
2015 - 2018  
PRESIDENTE MUNICIPAL

  
ARMIN ARMANDO KUMUL COCOM



H. AYUNTAMIENTO  
DE TEKOM, YUC.  
2015 - 2018  
SINDICA MUNICIPAL

  
C. GLORIA ARACELLY COCOM CAN

|       |    |           |
|-------|----|-----------|
| Total | \$ | 22,040.00 |
|-------|----|-----------|

TESORERO MUNICIPAL



  
H. AYUNTAMIENTO  
TESORERO MUNICIPAL  
TEKOM, YUC.  
2015 - 2018

C. JORGE ANGELINO CANUL CHAY

SECRETARIO MUNICIPAL

  
C. VICTOR MANUEL BATUN CAN

H. AYUNTAMIENTO  
DE TEKOM, YUC.  
2015 - 2018  
SECRETARIO

000046

H. AYUNTAMIENTO DE TEKOM  
 PLANTILLA DE NOMINA  
 SEPTIEMBRE 2015

| Nº | NOMBRE                                | DEPARTAMENTO               | PUESTO                                | SEPTIEMBRE 2015 |          |          |           |
|----|---------------------------------------|----------------------------|---------------------------------------|-----------------|----------|----------|-----------|
|    |                                       |                            |                                       | SUELDO          | ISR      | SUBSIDIO | NETO      |
| 1  | MARIA FELICIANA MAY COCOM             | CABILDO                    | REGIDORA DE ASEO URBANO Y CEMENTERIOS | 5,018.10        | 337.80   | 320.70   | 5,001.00  |
| 2  | GENARO COCOM TEC                      | CABILDO                    | REGIDOR DE PARQUES Y JARDINES         | 5,018.10        | 337.80   | 320.70   | 5,001.00  |
| 3  | ARMIN ARMANDO KUMUL COCOM             | PRESIDENCIA                | PRESIDENTE MUNICIPAL                  | 26,769.30       | 4,758.76 | -        | 22,010.54 |
| 4  | GLORIA ARACELLY COCOM CAN             | PRESIDENCIA                | SINDICA MUNICIPAL                     | 24,154.50       | 4,143.76 | -        | 20,010.74 |
| 5  | MISAEL LIZAMA PECH                    | PRESIDENCIA A              | ASISTENTE                             | 3,192.00        | 182.26   | 401.40   | 3,411.14  |
| 6  | MARIA ESTER TEC CAN                   | PRESIDENCIA A              | LIMPIEZA                              | 2,028.00        | 107.76   | 401.40   | 2,321.64  |
| 7  | MARIA ELENA POOT TEC                  | PRESIDENCIA A              | LIMPIEZA                              | 420.01          | 15.86    | 200.85   | 605.00    |
| 8  | FERNANDO AC TAMAYO                    | PRESIDENCIA B              | CHOFER                                | 3,148.20        | 179.44   | 401.40   | 3,370.16  |
| 9  | LUCIANO POOT Y CANUL                  | PRESIDENCIA B              | CHOFER                                | 3,148.20        | 179.44   | 401.40   | 3,370.16  |
| 10 | DIONICIO CANUL CHAY                   | PRESIDENCIA B              | CHOFER                                | 2,475.90        | 136.42   | 401.40   | 2,740.88  |
| 11 | OSWALDO BATUN POOT                    | PRESIDENCIA B              | ASISTENTE BODEGA                      | 2,924.10        | 165.10   | 401.40   | 3,160.40  |
| 12 | VICTOR MANUEL BATUN CAN               | SECRETARIA                 | SECRETARIO MUNICIPAL                  | 24,154.50       | 4,143.76 | -        | 20,010.74 |
| 13 | RICARDO POOT BATUN                    | SECRETARIA                 | CHOFER                                | 3,148.20        | 179.44   | 401.40   | 3,370.16  |
| 14 | NORMA DE JESUS KUMUL COCOM            | SECRETARIA                 | ASISTENTE SECRETARIA                  | 2,475.90        | 136.42   | 401.40   | 2,740.88  |
| 15 | JORGE ANGELINO CANUL CHAY             | TESORERIA                  | TESORERO                              | 24,154.50       | 4,143.76 | -        | 20,010.74 |
| 16 | SANTOS ADRIEL TEC CHULIM              | TESORERIA                  | AUXILIAR CONTABLE                     | 3,858.00        | 224.88   | 377.40   | 4,010.52  |
| 17 | ALEX ABRAHAM PUC MAY                  | TESORERIA                  | AUXILIAR CONTABLE                     | 2,337.90        | 127.58   | 401.40   | 2,611.72  |
| 18 | VICTOR MANUEL AGUILAR PAT             | TESORERIA A                | AUXILIAR CONTABLE                     | 8,852.10        | 841.30   | -        | 8,010.80  |
| 19 | MARCELO DE JESUS CANCHE PECH          | TESORERIA A                | AUXILIAR CONTABLE                     | 3,858.00        | 224.88   | 377.40   | 4,010.52  |
| 20 | JULIO RENAN DE JESUS MARTINEZ ORDOÑEZ | OBRAS Y DESARROLLO URBANO  | SUPERVISOR                            | 8,852.10        | 841.30   | -        | 8,010.80  |
| 21 | ZEINI DAYAMARA KU TEC                 | SALUD Y BIENESTAR SOCIAL   | DIRECTORA DE SALUD                    | 3,624.00        | 209.90   | 377.40   | 3,791.50  |
| 22 | FERNANDO MAY BATUN                    | SALUD Y BIENESTAR SOCIAL   | DIRECTOR DE ECOLOGIA                  | 3,624.00        | 209.90   | 377.40   | 3,791.50  |
| 23 | MARIA INOCENCIA CHULIM BATUN          | SALUD Y BIENESTAR SOCIAL   | ENLACE PROSPERA                       | 1,695.84        | 86.50    | 401.70   | 2,011.04  |
| 24 | NOEMI DE JESUS POOT CHULIM            | SALUD Y BIENESTAR SOCIAL   | LIMPIEZA                              | 1,801.92        | 93.28    | 401.40   | 2,110.04  |
| 25 | LIDIA MAY BALAM                       | SALUD Y BIENESTAR SOCIAL   | ASISTENTE PROGRAMA 70 Y MAS           | 1,054.06        | 45.42    | 401.70   | 1,410.34  |
| 26 | MARGELI GUADALUPE BATUN CHE           | SALUD Y BIENESTAR SOCIAL   | AUXILIAR CENTRO DE SALUD              | 1,353.94        | 64.62    | 401.70   | 1,691.02  |
| 27 | MARIA DEL SOCORRO CHULIM TEC          | SALUD Y BIENESTAR SOCIAL A | ABATIZADORA                           | 1,353.94        | 64.62    | 401.70   | 1,691.02  |
| 28 | TERESITA PUC BATUN                    | SALUD Y BIENESTAR SOCIAL A | ABATIZADORA                           | 1,129.94        | 50.28    | 401.70   | 1,481.36  |
| 29 | JACINTA CHE PUC                       | SALUD Y BIENESTAR SOCIAL A | ABATIZADORA                           | 1,129.94        | 50.28    | 401.70   | 1,481.36  |
| 30 | MARGARITA BALAM BATUN                 | SALUD Y BIENESTAR SOCIAL A | ABATIZADORA                           | 1,129.94        | 50.28    | 401.70   | 1,481.36  |
| 31 | MARIA AUXILIADORA KU MAY              | SALUD Y BIENESTAR SOCIAL A | ABATIZADORA                           | 1,129.94        | 50.28    | 401.70   | 1,481.36  |
| 32 | MAURICIA COCOM CITUK                  | SALUD Y BIENESTAR SOCIAL A | ABATIZADORA                           | 1,129.94        | 50.28    | 401.70   | 1,481.36  |
| 33 | MARIA ELIDE KUMUL PUC                 | SALUD Y BIENESTAR SOCIAL A | ABATIZADORA                           | 1,129.94        | 50.28    | 401.70   | 1,481.36  |
| 34 | LIDIA EVELING KU CAAMAL               | SALUD Y BIENESTAR SOCIAL A | ABATIZADORA                           | 564.97          | 25.14    | 200.85   | 740.68    |
| 35 | IMELDA DE JESUS CANUL POOT            | DIF                        | DIRECTORA                             | 2,550.00        | 141.16   | 401.40   | 2,810.24  |
| 36 | GEIDY ELIZABET CAN UC                 | DIF                        | AUXILIAR DIF                          | 1,695.84        | 86.50    | 401.70   | 2,011.04  |
| 37 | SATURNINA CAN Y CHULIM                | DIF                        | COCINERA                              | 1,353.94        | 64.62    | 401.70   | 1,691.02  |
| 38 | MARIA CONSTANCIA COCOM BATUN          | DIF                        | COCINERA                              | 1,353.94        | 64.62    | 401.70   | 1,691.02  |
| 39 | ROSALIA TUN TUZ                       | DIF                        | COCINERA                              | 1,353.94        | 64.62    | 401.70   | 1,691.02  |

000047

H. AYUNTAMIENTO DE TEKOM  
 PLANTILLA DE NOMINA  
 SEPTIEMBRE 2015

| Nº | NOMBRE                          | DEPARTAMENTO                    | PUESTO                        | SEPTIEMBRE 2015 |          |          |           |
|----|---------------------------------|---------------------------------|-------------------------------|-----------------|----------|----------|-----------|
|    |                                 |                                 |                               | SUELDO          | ISR      | SUBSIDIO | NETO      |
| 40 | EMMA FRANCISCA CHAY BATUN       | DIF                             | COCINERA                      | 676.97          | 32.31    | 200.85   | 845.51    |
| 41 | EMILIA CHAN KUYOC               | DIF                             | COCINERA                      | 676.97          | 32.31    | 200.85   | 845.51    |
| 42 | RUFINA CAN Y PAT                | DIF                             | AUXILIAR U.B.R                | 1,129.94        | 50.28    | 401.70   | 1,481.36  |
| 43 | BUENAVENTURA YAM AY             | JUNTAS Y COMISARIAS CHINDZONOT  | COMISARIO                     | 670.00          | 20.84    | 401.70   | 1,050.86  |
| 44 | GEREMIAS DANIEL POOT CAN        | JUNTAS Y COMISARIAS X-POCBICHEN | COMISARIO                     | 1,118.04        | 49.52    | 401.70   | 1,470.22  |
| 45 | RAMON POOT POOT                 | JUNTAS Y COMISARIAS X-COCMIL    | COMISARIO                     | 1,344.00        | 63.98    | 401.70   | 1,681.72  |
| 46 | MARIA MANUELA UH COUOH          | JUNTAS Y COMISARIAS X-COCMIL    | ENCARGADO C.C.A.              | 784.00          | 28.14    | 401.70   | 1,157.56  |
| 47 | GONZALO DE AMARENTE BATUN MOO   | JUNTAS Y COMISARIAS CHIBILUB    | COMISARIO                     | 1,344.00        | 63.98    | 401.70   | 1,681.72  |
| 48 | ARMANDO TEC PUC                 | JUNTAS Y COMISARIAS CHIBILUB    | CHOFER                        | 2,016.00        | 106.98   | 401.40   | 2,310.42  |
| 49 | RAMON NONATO TEC Y POOT         | JUNTAS Y COMISARIAS XUXCAB      | COMISARIO                     | 1,118.04        | 49.52    | 401.70   | 1,470.22  |
| 50 | FELIPE POOT POOT                | JUNTAS Y COMISARIA (A)          | P.A.C. X-COCMIL               | 447.00          | 17.59    | 200.85   | 630.26    |
| 51 | FLORA POOT BATUN                | JUNTAS Y COMISARIA (A)          | P.A.C. X-POCBICHEN            | 447.00          | 17.59    | 200.85   | 630.26    |
| 52 | PAULINA POOT CANUL              | JUNTAS Y COMISARIA (A)          | P.A.C. CHIBILUB               | 447.00          | 17.59    | 200.85   | 630.26    |
| 53 | GLORIA BEATRIZ POOT BATUN       | JUNTAS Y COMISARIA (A)          | P.A.C. TEKOM                  | 458.00          | 18.29    | 200.85   | 640.56    |
| 54 | ALIS DEL ROSARIO PUC            | JUNTAS Y COMISARIA (A)          | P.A.C. TEKOM                  | 458.00          | 18.29    | 200.85   | 640.56    |
| 55 | RAMIRO ALCOCER BATUN            | JUNTAS Y COMISARIA (B)          | ENC AGUA POT XUXCAB           | 224.00          | 4.30     | 200.85   | 420.55    |
| 56 | MARIANO ALCOCER COHUO           | JUNTAS Y COMISARIA (B)          | SRIO MPAL XUXCAB              | 335.00          | 10.42    | 200.85   | 525.43    |
| 57 | ANTONIO KANTUN Y BATUN          | JUNTAS Y COMISARIA (B)          | TESOR MPAL XUXCAB             | 335.00          | 10.42    | 200.85   | 525.43    |
| 58 | LAYDA MARIA BATUN POOT          | JUNTAS Y COMISARIA (B)          | ENC AGUA POT CHIBILUB         | 447.00          | 17.59    | 200.85   | 630.26    |
| 59 | LAURENTINO PUC TEC              | JUNTAS Y COMISARIA (B)          | SRIO MPAL CHIBILUB            | 447.00          | 17.59    | 200.85   | 630.26    |
| 60 | CANDELARIO POOT TEC             | JUNTAS Y COMISARIA (B)          | POLICIA CHIBILUB              | 488.00          | 20.21    | 200.85   | 668.64    |
| 61 | HERMENEGILDO BATUN Y TEC        | JUNTAS Y COMISARIA (B)          | ENCARGADO C.C.A. CHIBILUB     | 629.00          | 29.24    | 200.85   | 800.61    |
| 62 | JOSEFA POOT CHAY                | JUNTAS Y COMISARIA (B)          | ENC AGUA POT X-COCMIL         | 335.00          | 10.42    | 200.85   | 525.43    |
| 63 | ESTEBAN POOT POOT               | JUNTAS Y COMISARIA (B)          | COMANDANTE X-COCMIL           | 335.00          | 10.42    | 200.85   | 525.43    |
| 64 | ABELARDO DE CICILIO MAY PECH    | JUNTAS Y COMISARIA (B)          | SRIO MPAL X-COCMIL            | 447.00          | 17.59    | 200.85   | 630.26    |
| 65 | ANTONIO POOT KAHUIL             | JUNTAS Y COMISARIA (B)          | TESOR MPAL X-COCMIL           | 447.00          | 17.59    | 200.85   | 630.26    |
| 66 | JUAN PABLO POOT LOPEZ           | JUNTAS Y COMISARIA (B)          | SRIO MPAL X-POCBICHEN         | 335.00          | 10.42    | 200.85   | 525.43    |
| 67 | DAVID EDUARDO GARCIA ESPINOZA   | JUNTAS Y COMISARIA (B)          | TESORERO MPAL X-POCBICHEN     | 335.00          | 10.42    | 200.85   | 525.43    |
| 68 | MARIA ANA AY KANTUN             | JUNTAS Y COMISARIA (B)          | SRIO MPAL CHINDZONOT          | 369.00          | 12.60    | 200.85   | 557.25    |
| 69 | ALVARO DE JESUS CHAN LORIA      | JURIDICO                        | JURIDICO                      | 13,882.00       | 1,870.82 | -        | 12,011.18 |
| 70 | ARSENIO TEC POOT                | PROTECCION CIVIL                | DIRECTOR DE PROTECCION CIVIL  | 2,948.10        | 166.64   | 401.40   | 3,182.86  |
| 71 | HEYNE GUALBERTO TEC POOT        | PROTECCION CIVIL                | AUXILIAR DE PROTECCION CIVIL  | 3,192.00        | 182.26   | 401.40   | 3,411.14  |
| 72 | REYNALDO PAT Y MAY              | PROTECCION CIVIL                | AUXILIAR DE PROTECCION CIVIL  | 1,660.00        | 84.20    | 401.70   | 1,977.50  |
| 73 | EDUARDO PUC Y POOT              | PROTECCION CIVIL                | AUXILIAR DE PROTECCION CIVIL  | 1,017.94        | 43.12    | 401.70   | 1,376.52  |
| 74 | WILBERTH ALONSO BRICEÑO CANUL   | UMAIP                           | TITULAR/UMAIP                 | 3,644.10        | 211.18   | 377.40   | 3,810.32  |
| 75 | MARIA MARGARITA DE JESUS UC TEC | UMAIP                           | AUXILIAR/UMAIP                | 1,695.84        | 86.50    | 401.70   | 2,011.04  |
| 76 | PEDRO KANTUN POOT               | EDUCACION, CULTURA Y DEPORTE    | DIRECTOR DE CAMPOS DEPORTIVOS | 3,624.00        | 209.90   | 377.40   | 3,791.50  |
| 77 | JOSE GABRIEL KU YEH             | EDUCACION, CULTURA Y DEPORTE    | DIRECTOR DE EDUCACION         | 3,624.00        | 209.90   | 377.40   | 3,791.50  |
| 78 | MARTHA BEATRIZ TEC MAY          | EDUCACION, CULTURA Y DEPORTE    | AUXILIAR DE BIBLIOTECA        | 2,028.00        | 107.76   | 401.40   | 2,321.64  |

000048

H. AYUNTAMIENTO DE TEKOM  
 PLANTILLA DE NOMINA  
 SEPTIEMBRE 2015

| Nº  | NOMBRE                    | DEPARTAMENTO                 | PUESTO                         | SEPTIEMBRE 2015 |        |          |          |
|-----|---------------------------|------------------------------|--------------------------------|-----------------|--------|----------|----------|
|     |                           |                              |                                | SUELDO          | ISR    | SUBSIDIO | NETO     |
| 79  | MARIA ROSA CEN UN         | EDUCACION, CULTURA Y DEPORTE | AUXILIAR DE BIBLIOTECA         | 2,028.00        | 107.76 | 401.40   | 2,321.64 |
| 80  | FREDI COCOM COCOM         | EDUCACION, CULTURA Y DEPORTE | ENCARGADO C.C.A. TEKOM         | 2,252.10        | 122.10 | 401.40   | 2,531.40 |
| 81  | RUDY ROGER TEC PAT        | EDUCACION, CULTURA Y DEPORTE | INTENDENCIA                    | 2,550.00        | 141.16 | 401.40   | 2,810.24 |
| 82  | ALMA LUCELY PAT COCOM     | EDUCACION, CULTURA Y DEPORTE | ENLACE DE INMUJERES            | 634.00          | 29.56  | 200.85   | 805.29   |
| 83  | ALFONSO KU MOO            | DESARROLLO AGROPECUARIO      | DESARROLLO AGROPECUARIO        | 3,624.00        | 209.90 | 377.40   | 3,791.50 |
| 84  | MARGARITA PAT CHULIM      | AGUA POTABLE                 | DIRECTOR DE AGUA POTABLE       | 3,624.00        | 209.90 | 377.40   | 3,791.50 |
| 85  | EDUARDO TUZ               | AGUA POTABLE                 | ENCARGADO BOMBAS AGUA POTABLE  | 1,353.94        | 64.62  | 401.70   | 1,691.02 |
| 86  | BIRILO BATUN TUZ          | AGUA POTABLE                 | AUXILIAR AGUA POTABLE          | 1,129.94        | 50.28  | 401.70   | 1,481.36 |
| 87  | ANA LILIA POOT MAY        | ALUMBRADO PUBLICO            | DIRECTOR ALUMBRADO PUBLICO     | 3,624.00        | 209.90 | 377.40   | 3,791.50 |
| 88  | CESAR MAY UC              | ALUMBRADO PUBLICO            | ALUMBRADO PUBLICO/ELECTRICISTA | 2,252.10        | 122.10 | 401.40   | 2,531.40 |
| 89  | PEDRO PABLO POOT Y CANUL  | CALLES, PARQUES Y JARDINES   | ASEO URBANO                    | 2,028.00        | 107.76 | 401.40   | 2,321.64 |
| 90  | SEVERIANO TEC Y POOT      | CALLES, PARQUES Y JARDINES   | ASEO URBANO                    | 2,028.00        | 107.76 | 401.40   | 2,321.64 |
| 91  | RANDI YONZON TEC MAY      | CALLES, PARQUES Y JARDINES   | ASEO URBANO                    | 2,028.00        | 107.76 | 401.40   | 2,321.64 |
| 92  | CLEMENTE TEC CAN          | CALLES, PARQUES Y JARDINES   | ASEO URBANO                    | 2,028.00        | 107.76 | 401.40   | 2,321.64 |
| 93  | JOSE DOMINGO PUC BATUN    | CALLES, PARQUES Y JARDINES   | ASEO URBANO                    | 2,028.00        | 107.76 | 401.40   | 2,321.64 |
| 94  | ARMANDO CHAY POOT         | CALLES, PARQUES Y JARDINES   | ASEO URBANO                    | 2,028.00        | 107.76 | 401.40   | 2,321.64 |
| 95  | LUIS COCOM Y KANTUN       | CALLES, PARQUES Y JARDINES   | ASEO URBANO                    | 2,028.00        | 107.76 | 401.40   | 2,321.64 |
| 96  | ANDRES CHULIM Y PAT       | CALLES, PARQUES Y JARDINES   | ASEO URBANO                    | 2,028.00        | 107.76 | 401.40   | 2,321.64 |
| 97  | JOSE GUADALUPE TEC POOT   | SEGURIDAD PUBLICA            | DIRECTOR DE POLICIA Y TRANSITO | 4,551.90        | 287.08 | 349.50   | 4,614.32 |
| 98  | JORGE CAN CANUL           | SEGURIDAD PUBLICA            | POLICIA                        | 3,410.10        | 196.22 | 401.40   | 3,615.28 |
| 99  | TEODORO TEC PUC           | SEGURIDAD PUBLICA            | POLICIA                        | 3,410.10        | 196.22 | 401.40   | 3,615.28 |
| 100 | FORTUNATO TEC PUC         | SEGURIDAD PUBLICA            | POLICIA                        | 3,410.10        | 196.22 | 401.40   | 3,615.28 |
| 101 | FELIPE COCOM CITUK        | SEGURIDAD PUBLICA            | POLICIA                        | 3,410.10        | 196.22 | 401.40   | 3,615.28 |
| 102 | PEDRO PABLO MAY UC        | SEGURIDAD PUBLICA            | POLICIA                        | 3,410.10        | 196.22 | 401.40   | 3,615.28 |
| 103 | CARLOS PAT CANUL          | SEGURIDAD PUBLICA            | POLICIA                        | 3,410.10        | 196.22 | 401.40   | 3,615.28 |
| 104 | SAMUEL ARTURO TEC TUN     | SEGURIDAD PUBLICA            | POLICIA                        | 3,410.10        | 196.22 | 401.40   | 3,615.28 |
| 105 | FRANCISCO POOT COCOM      | SEGURIDAD PUBLICA            | POLICIA                        | 3,410.10        | 196.22 | 401.40   | 3,615.28 |
| 106 | RICARDO MISAEL TEC CHULIM | SEGURIDAD PUBLICA            | POLICIA                        | 3,410.10        | 196.22 | 401.40   | 3,615.28 |
| 107 | ARTURO PAT TEC            | SEGURIDAD PUBLICA            | POLICIA                        | 3,410.10        | 196.22 | 401.40   | 3,615.28 |
| 108 | MIGUEL ANGEL POOT COCOM   | SEGURIDAD PUBLICA            | POLICIA                        | 3,195.90        | 182.50 | 401.40   | 3,414.80 |
| 109 | FILEMON POOT Y CANTE      | SEGURIDAD PUBLICA            | POLICIA                        | 3,195.90        | 182.50 | 401.40   | 3,414.80 |
| 110 | FLORENCIO HOIL SUASTE     | SEGURIDAD PUBLICA            | POLICIA                        | 3,195.90        | 182.50 | 401.40   | 3,414.80 |
| 111 | MARIANO COCOM Y POOT      | SEGURIDAD PUBLICA            | POLICIA                        | 3,195.90        | 182.50 | 401.40   | 3,414.80 |
| 112 | VICTOR ORLANDO CANUL POOT | SEGURIDAD PUBLICA            | POLICIA                        | 3,195.90        | 182.50 | 401.40   | 3,414.80 |
| 113 | NICANOR CEN CHAN          | SEGURIDAD PUBLICA            | POLICIA                        | 3,195.90        | 182.50 | 401.40   | 3,414.80 |
| 114 | JOSE SALVADOR BATUN POOT  | SEGURIDAD PUBLICA            | POLICIA                        | 3,195.90        | 182.50 | 401.40   | 3,414.80 |
| 115 | SANTIAGO CANUL CANTE      | SEGURIDAD PUBLICA            | POLICIA                        | 3,195.90        | 182.50 | 401.40   | 3,414.80 |
| 116 | SEVERIANO PUC Y POOT      | SEGURIDAD PUBLICA            | POLICIA                        | 2,768.10        | 155.12 | 401.40   | 3,014.38 |
| 117 | FRANCISCO CAUICH AYALA    | SEGURIDAD PUBLICA            | POLICIA                        | 2,768.10        | 155.12 | 401.40   | 3,014.38 |

000049

H. AYUNTAMIENTO DE TEKOM  
 PLANTILLA DE NOMINA  
 SEPTIEMBRE 2015

| Nº           | NOMBRE                   | DEPARTAMENTO      | PUESTO  | SEPTIEMBRE 2015 |           |           |            |
|--------------|--------------------------|-------------------|---------|-----------------|-----------|-----------|------------|
|              |                          |                   |         | SUELDO          | ISR       | SUBSIDIO  | NETO       |
| 118          | EDDIE ENRIQUE POOT BATUN | SEGURIDAD PUBLICA | POLICIA | 2,554.95        | 141.48    | 401.40    | 2,814.87   |
| SUMA TOTA \$ |                          |                   |         | 357,713.85      | 33,179.39 | 39,296.70 | 363,831.16 |

PRESIDENTE MUNICIPAL

C. ARMIN ARMANDO KUMUL COCOM



H. AYUNTAMIENTO  
 PRESIDENTE MUNICIPAL  
 TEKOM, YUC.  
 2015 - 2018

TESORERO MUNICIPAL

C. JORGE ANGELINO CANUL CHAY



H. AYUNTAMIENTO  
 TESORERO  
 MUNICIPAL  
 TEKOM, YUC.  
 2015 - 2018

SINDICA MUNICIPAL

C. GLORIA ARACELLY COCOM CAN



H. AYUNTAMIENTO  
 SINDICA MUNICIPAL  
 TEKOM, YUC.  
 2015 - 2018

SECRETARIO UNICIPAL

C. VICTOR MANUEL BATUN CAN



H. AYUNTAMIENTO  
 DE TEKOM, YUC.  
 2015 - 2018  
 SECRETARIO

000050