

FRACCIÓN VIII

NOMBRE DEL DOCUMENTO.

“ESTADO ANALÍTICO DEL EJERCICIO DE PRESUPUESTO DE EGRESOS”


- Clasificación por objeto del gasto (capítulo y concepto)
- Clasificación económica (por tipo de gasto)
- Clasificación administrativa
- Clasificación funcional (finalidad y función)


PERIODO QUE SE PUBLICA.

SEPTIEMBRE 2015


UNIDAD ADMINISTRATIVA RESPONSABLE DE POSEER LA INFORMACIÓN.
TESORERÍA MUNICIPAL

NOMBRE Y FIRMA DEL TESORERO MUNICIPAL


C. José Abelardo Medina Chuc


H. AYUNTAMIENTO
TESORERÍA MUNICIPAL
2015 - 2018
TZUCACAB, YUCATÁN

NOMBRE Y FIRMA DEL TITULAR DE LA UMAIP


LAET. Joel Elías Torres Caamal


Unidad Municipal
de Acceso a la
Información
Pública de Tzucacab
H. Ayuntamiento de Tzucacab, Yuc.
Palacio Municipal
2015-2018

FECHA DE GENERACIÓN DEL DOCUMENTO

20 de noviembre de 2015

FECHA DE ACTUALIZACIÓN DE LA INFORMACIÓN

14 de Junio 2016



Usr: supervisor
Rep: rptAnalíticoPresupuestoIngresos

MUNICIPIO DE TZUCACAB
Estado de Yucatán
Estado Analítico Mensual de Ingresos
Al 30/sep/2015

Fecha y 06/may/2016
hora de Impresión 04:01 p.m.

| Rubro de Ingreso | | Presupuesto Vigente | Ene | Feb | Mar | Abr | May | Jun | Jul | Ago | Sep | Oct | Nov | Dic | Total | Diferencia (Vigente - Total) |
|------------------|---|---------------------|----------------|----------------|----------------|----------------|----------------|----------------|----------------|----------------|----------------|--------|--------|--------|-----------------|------------------------------|
| 11 | IMPUESTOS SOBRE LOS INGRESOS | \$16,800.00 | \$0.00 | \$0.00 | \$0.00 | \$0.00 | \$0.00 | \$0.00 | \$0.00 | \$0.00 | \$0.00 | \$0.00 | \$0.00 | \$0.00 | \$0.00 | \$16,800.00 |
| 11-01 | Impuesto sobre Espectaculos Públicos | \$16,800.00 | \$0.00 | \$0.00 | \$0.00 | \$0.00 | \$0.00 | \$0.00 | \$0.00 | \$0.00 | \$0.00 | \$0.00 | \$0.00 | \$0.00 | \$0.00 | \$16,800.00 |
| 11-01-07 | Otros Espectáculos no Específicos | \$16,800.00 | \$0.00 | \$0.00 | \$0.00 | \$0.00 | \$0.00 | \$0.00 | \$0.00 | \$0.00 | \$0.00 | \$0.00 | \$0.00 | \$0.00 | \$0.00 | \$16,800.00 |
| 12 | IMPUESTOS SOBRE EL PATRIMONIO | \$102,000.00 | \$0.00 | \$18,109.00 | \$0.00 | \$0.00 | \$0.00 | \$0.00 | \$0.00 | \$110,397.00 | \$0.00 | \$0.00 | \$0.00 | \$0.00 | \$128,506.00 | -\$26,506.00 |
| 12-01 | Impuesto Predial | \$102,000.00 | \$0.00 | \$18,109.00 | \$0.00 | \$0.00 | \$0.00 | \$0.00 | \$0.00 | \$110,397.00 | \$0.00 | \$0.00 | \$0.00 | \$0.00 | \$128,506.00 | -\$26,506.00 |
| 12-01-01 | Urbano | \$102,000.00 | \$0.00 | \$18,109.00 | \$0.00 | \$0.00 | \$0.00 | \$0.00 | \$0.00 | \$110,397.00 | \$0.00 | \$0.00 | \$0.00 | \$0.00 | \$128,506.00 | -\$26,506.00 |
| 12-01-01-01 | Habitacional | \$102,000.00 | \$0.00 | \$18,109.00 | \$0.00 | \$0.00 | \$0.00 | \$0.00 | \$0.00 | \$110,397.00 | \$0.00 | \$0.00 | \$0.00 | \$0.00 | \$128,506.00 | -\$26,506.00 |
| 13 | IMPUESTOS SOBRE LA PRODUCCIÓN | \$21,600.00 | \$7,540.00 | \$17,525.00 | \$4,400.00 | \$11,280.00 | \$0.00 | \$87.00 | \$7,772.00 | \$0.00 | \$0.00 | \$0.00 | \$0.00 | \$0.00 | \$48,604.00 | -\$27,004.00 |
| 13-01 | Impuesto sobre Adquisición de Inmuebles | \$21,600.00 | \$7,540.00 | \$17,525.00 | \$4,400.00 | \$11,280.00 | \$0.00 | \$87.00 | \$7,772.00 | \$0.00 | \$0.00 | \$0.00 | \$0.00 | \$0.00 | \$48,604.00 | -\$27,004.00 |
| 13-01-04 | Prescripción Positiva | \$0.00 | \$7,540.00 | \$8,000.00 | \$4,400.00 | \$11,280.00 | \$0.00 | \$87.00 | \$7,772.00 | \$0.00 | \$0.00 | \$0.00 | \$0.00 | \$0.00 | \$39,079.00 | -\$39,079.00 |
| 13-01-05 | Actos con Escritura o Registro Público | \$21,600.00 | \$0.00 | \$9,525.00 | \$0.00 | \$0.00 | \$0.00 | \$0.00 | \$0.00 | \$0.00 | \$0.00 | \$0.00 | \$0.00 | \$0.00 | \$9,525.00 | \$12,075.00 |
| 41 | DERECHOS POR EL USO, GOCE, AF | \$21,600.00 | \$0.00 | \$0.00 | \$0.00 | \$0.00 | \$0.00 | \$0.00 | \$0.00 | \$0.00 | \$0.00 | \$0.00 | \$0.00 | \$0.00 | \$0.00 | \$21,600.00 |
| 41-01 | Por el Uso de Locales ó Pisos de Mercado | \$21,600.00 | \$0.00 | \$0.00 | \$0.00 | \$0.00 | \$0.00 | \$0.00 | \$0.00 | \$0.00 | \$0.00 | \$0.00 | \$0.00 | \$0.00 | \$0.00 | \$21,600.00 |
| 41-01-01 | Locales ó Pisos de Mercado | \$21,600.00 | \$0.00 | \$0.00 | \$0.00 | \$0.00 | \$0.00 | \$0.00 | \$0.00 | \$0.00 | \$0.00 | \$0.00 | \$0.00 | \$0.00 | \$0.00 | \$21,600.00 |
| 43 | DERECHOS POR PRESTACIÓN DE SERVICIOS | \$161,400.00 | \$0.00 | \$26,549.00 | \$0.00 | \$0.00 | \$0.00 | \$0.00 | \$0.00 | \$0.00 | \$0.00 | \$0.00 | \$0.00 | \$0.00 | \$26,549.00 | \$134,851.00 |
| 43-01 | Servicios de Agua Potable, Drenaje y | \$27,600.00 | \$0.00 | \$17,443.00 | \$0.00 | \$0.00 | \$0.00 | \$0.00 | \$0.00 | \$0.00 | \$0.00 | \$0.00 | \$0.00 | \$0.00 | \$17,443.00 | \$10,157.00 |
| 43-01-01 | Toma Domésticas | \$27,600.00 | \$0.00 | \$17,443.00 | \$0.00 | \$0.00 | \$0.00 | \$0.00 | \$0.00 | \$0.00 | \$0.00 | \$0.00 | \$0.00 | \$0.00 | \$17,443.00 | \$10,157.00 |
| 43-02 | Servicios De Alumbrado Público | \$78,000.00 | \$0.00 | \$0.00 | \$0.00 | \$0.00 | \$0.00 | \$0.00 | \$0.00 | \$0.00 | \$0.00 | \$0.00 | \$0.00 | \$0.00 | \$0.00 | \$78,000.00 |
| 43-02-01 | Derechos de alumbrado | \$78,000.00 | \$0.00 | \$0.00 | \$0.00 | \$0.00 | \$0.00 | \$0.00 | \$0.00 | \$0.00 | \$0.00 | \$0.00 | \$0.00 | \$0.00 | \$0.00 | \$78,000.00 |
| 43-04 | Servicios de Mercados y Centrales de Abasto | \$14,400.00 | \$0.00 | \$6,014.00 | \$0.00 | \$0.00 | \$0.00 | \$0.00 | \$0.00 | \$0.00 | \$0.00 | \$0.00 | \$0.00 | \$0.00 | \$6,014.00 | \$8,386.00 |
| 43-04-01 | Servicios de mercados y centrales de abasto | \$14,400.00 | \$0.00 | \$6,014.00 | \$0.00 | \$0.00 | \$0.00 | \$0.00 | \$0.00 | \$0.00 | \$0.00 | \$0.00 | \$0.00 | \$0.00 | \$6,014.00 | \$8,386.00 |
| 43-05 | Servicios de Panteones Municipales | \$10,200.00 | \$0.00 | \$3,092.00 | \$0.00 | \$0.00 | \$0.00 | \$0.00 | \$0.00 | \$0.00 | \$0.00 | \$0.00 | \$0.00 | \$0.00 | \$3,092.00 | \$7,108.00 |
| 43-05-01 | Inhumación, exhumación y apertura de panteones | \$10,200.00 | \$0.00 | \$3,092.00 | \$0.00 | \$0.00 | \$0.00 | \$0.00 | \$0.00 | \$0.00 | \$0.00 | \$0.00 | \$0.00 | \$0.00 | \$3,092.00 | \$7,108.00 |
| 43-07 | Servicios de Seguridad Pública | \$31,200.00 | \$0.00 | \$0.00 | \$0.00 | \$0.00 | \$0.00 | \$0.00 | \$0.00 | \$0.00 | \$0.00 | \$0.00 | \$0.00 | \$0.00 | \$0.00 | \$31,200.00 |
| 43-07-02 | Servicios del Transito Municipal | \$31,200.00 | \$0.00 | \$0.00 | \$0.00 | \$0.00 | \$0.00 | \$0.00 | \$0.00 | \$0.00 | \$0.00 | \$0.00 | \$0.00 | \$0.00 | \$0.00 | \$31,200.00 |
| 44 | OTROS DERECHOS | \$17,100.00 | \$0.00 | \$18,600.00 | \$0.00 | \$0.00 | \$0.00 | \$0.00 | \$0.00 | \$0.00 | \$0.00 | \$0.00 | \$0.00 | \$0.00 | \$18,600.00 | -\$1,500.00 |
| 44-01 | Licencias de Funcionamiento y Permisos | \$9,600.00 | \$0.00 | \$0.00 | \$0.00 | \$0.00 | \$0.00 | \$0.00 | \$0.00 | \$0.00 | \$0.00 | \$0.00 | \$0.00 | \$0.00 | \$0.00 | \$9,600.00 |
| 44-03 | Expedición de Certificados, Constancias y Licencias | \$7,200.00 | \$0.00 | \$3,042.00 | \$0.00 | \$0.00 | \$0.00 | \$0.00 | \$0.00 | \$0.00 | \$0.00 | \$0.00 | \$0.00 | \$0.00 | \$3,042.00 | \$4,158.00 |
| 44-06 | Otros Derechos | \$300.00 | \$0.00 | \$15,558.00 | \$0.00 | \$0.00 | \$0.00 | \$0.00 | \$0.00 | \$0.00 | \$0.00 | \$0.00 | \$0.00 | \$0.00 | \$15,558.00 | -\$15,258.00 |
| 51 | PRODUCTOS DERIVADOS DEL USO DE BIENES | \$12,600.00 | \$0.00 | \$0.00 | \$0.00 | \$0.00 | \$0.00 | \$0.00 | \$0.00 | \$0.00 | \$0.00 | \$0.00 | \$0.00 | \$0.00 | \$0.00 | \$12,600.00 |
| 51-01 | Derivados de Productos Financieros | \$12,600.00 | \$0.00 | \$0.00 | \$0.00 | \$0.00 | \$0.00 | \$0.00 | \$0.00 | \$0.00 | \$0.00 | \$0.00 | \$0.00 | \$0.00 | \$0.00 | \$12,600.00 |
| 61 | INCENTIVOS DERIVADOS DE LA COLACIÓN | \$10,800.00 | \$0.00 | \$40,110.00 | \$0.00 | \$0.00 | \$0.00 | \$0.00 | \$0.00 | \$0.00 | \$0.00 | \$0.00 | \$0.00 | \$0.00 | \$40,110.00 | -\$29,310.00 |
| 61-03 | Sanciones por Faltas al Reglamento de Tránsito | \$10,800.00 | \$0.00 | \$40,110.00 | \$0.00 | \$0.00 | \$0.00 | \$0.00 | \$0.00 | \$0.00 | \$0.00 | \$0.00 | \$0.00 | \$0.00 | \$40,110.00 | -\$29,310.00 |
| 81 | PARTICIPACIONES | \$20,921,693.44 | \$1,616,897.86 | \$1,742,158.51 | \$1,925,848.15 | \$1,620,537.34 | \$2,094,063.32 | \$1,523,054.76 | \$1,285,303.05 | \$1,693,677.29 | \$1,569,854.95 | \$0.00 | \$0.00 | \$0.00 | \$15,071,395.23 | \$5,850,298.21 |
| 81-01 | Participaciones Federales | \$18,874,435.29 | \$1,595,576.05 | \$1,742,158.51 | \$1,925,848.15 | \$1,620,537.34 | \$2,094,063.32 | \$1,523,054.76 | \$1,285,303.05 | \$1,693,677.29 | \$1,548,209.33 | \$0.00 | \$0.00 | \$0.00 | \$15,028,427.80 | \$3,846,007.49 |



Usr: supervisor
Rep: rptAnalíticoPresupuestoIngresos

MUNICIPIO DE TZUCACAB
Estado de Yucatán
Estado Analítico Mensual de Ingresos
Al 30/sep/2015

Fecha y hora de Impresión | 06/may/2016
04:01 p.m.

| Rubro de Ingreso | | Presupuesto Vigente | Ene | Feb | Mar | Abr | May | Jun | Jul | Ago | Sep | Oct | Nov | Dic | Total | Diferencia (Vigente - Total) |
|------------------|---|---------------------|----------------|----------------|----------------|----------------|----------------|----------------|----------------|----------------|----------------|--------|--------|--------|-----------------|------------------------------|
| 81-01-01 | Fondo General de Participaciones | \$10,956,191.90 | \$960,630.57 | \$992,539.32 | \$1,100,235.81 | \$980,487.88 | \$1,270,492.45 | \$816,549.58 | \$650,016.55 | \$1,693,677.29 | \$820,235.76 | \$0.00 | \$0.00 | \$0.00 | \$9,284,865.21 | \$1,671,326.69 |
| 81-01-02 | Impuesto sobre Automóviles Nuevos | \$172,377.12 | \$17,306.17 | \$19,197.21 | \$20,236.76 | \$14,112.97 | \$16,787.40 | \$15,576.59 | \$16,069.57 | \$0.00 | \$19,197.21 | \$0.00 | \$0.00 | \$0.00 | \$138,483.88 | \$33,893.24 |
| 81-01-04 | Fondo de Fomento Municipal | \$5,375,798.94 | \$445,133.05 | \$480,829.76 | \$604,672.18 | \$436,524.22 | \$582,445.06 | \$493,262.85 | \$416,422.95 | \$0.00 | \$480,829.76 | \$0.00 | \$0.00 | \$0.00 | \$3,940,119.83 | \$1,435,679.11 |
| 81-01-05 | Impuesto Especial sobre Producción y | \$320,474.34 | \$26,145.66 | \$28,187.04 | \$35,417.87 | \$34,413.72 | \$26,617.94 | \$28,383.04 | \$33,769.64 | \$0.00 | \$28,187.04 | \$0.00 | \$0.00 | \$0.00 | \$241,121.95 | \$79,352.39 |
| 81-01-06 | Impuesto sobre la Renta | \$0.00 | \$0.00 | \$21,645.62 | \$11,299.97 | \$11,299.97 | \$4,600.81 | \$12,943.13 | \$12,826.70 | \$0.00 | \$0.00 | \$0.00 | \$0.00 | \$0.00 | \$74,616.20 | -\$74,616.20 |
| 81-01-07 | Fondo de Fiscalización | \$1,412,452.84 | \$93,719.88 | \$137,089.83 | \$102,646.24 | \$102,646.24 | \$144,428.22 | \$104,946.01 | \$101,529.69 | \$0.00 | \$137,089.83 | \$0.00 | \$0.00 | \$0.00 | \$924,095.94 | \$488,356.90 |
| 81-01-08 | IEPS Gasolina y Diesel | \$622,656.49 | \$52,640.72 | \$62,669.73 | \$51,339.32 | \$41,052.34 | \$48,691.44 | \$51,393.56 | \$54,667.95 | \$0.00 | \$62,669.73 | \$0.00 | \$0.00 | \$0.00 | \$425,124.79 | \$197,531.70 |
| 81-01-10 | Impuesto sobre Tenencia y Uso de Ve | \$14,483.66 | \$0.00 | \$0.00 | \$0.00 | \$0.00 | \$0.00 | \$0.00 | \$0.00 | \$0.00 | \$0.00 | \$0.00 | \$0.00 | \$0.00 | \$0.00 | \$14,483.66 |
| 81-02 | Participaciones Estatales | \$2,047,258.15 | \$21,321.81 | \$0.00 | \$0.00 | \$0.00 | \$0.00 | \$0.00 | \$0.00 | \$0.00 | \$21,645.62 | \$0.00 | \$0.00 | \$0.00 | \$42,967.43 | \$2,004,290.72 |
| 82 | APORTACIONES | \$32,751,841.31 | \$487.05 | \$3,025,296.97 | \$3,025,065.13 | \$3,032,412.50 | \$3,025,055.68 | \$3,025,023.34 | \$3,025,001.53 | \$3,025,038.16 | \$3,025,919.42 | \$0.00 | \$0.00 | \$0.00 | \$24,209,299.78 | \$8,542,541.53 |
| 82-01 | Fondo para la Infraestructura Social Mi | \$26,142,078.18 | \$83.56 | \$2,412,541.57 | \$2,412,541.57 | \$2,418,515.75 | \$2,412,594.32 | \$2,412,563.16 | \$2,412,543.36 | \$2,412,581.11 | \$2,413,352.29 | \$0.00 | \$0.00 | \$0.00 | \$19,307,316.69 | \$6,834,761.49 |
| 82-01-01 | Fondo para la Infraestructura Social M | \$26,139,444.99 | \$0.00 | \$2,412,541.57 | \$2,412,541.57 | \$2,418,515.75 | \$2,412,541.57 | \$2,412,541.57 | \$2,412,541.57 | \$2,412,581.11 | \$2,412,542.57 | \$0.00 | \$0.00 | \$0.00 | \$19,306,347.28 | \$6,833,097.71 |
| 82-01-02 | Intereses Bancarios del Fondo de Infr | \$2,633.19 | \$83.56 | \$0.00 | \$0.00 | \$0.00 | \$52.75 | \$21.59 | \$1.79 | \$0.00 | \$809.72 | \$0.00 | \$0.00 | \$0.00 | \$969.41 | \$1,663.78 |
| 82-02 | Fondo de Aportaciones para el Fortale | \$6,607,763.13 | \$3.70 | \$612,455.15 | \$612,456.94 | \$613,833.07 | \$612,457.11 | \$612,456.45 | \$612,457.13 | \$612,457.05 | \$612,567.13 | \$0.00 | \$0.00 | \$0.00 | \$4,901,143.73 | \$1,706,619.40 |
| 82-02-01 | Fondo de Aportaciones para el Fortale | \$6,607,741.04 | \$0.00 | \$612,455.15 | \$612,455.15 | \$613,831.21 | \$612,455.15 | \$612,455.15 | \$612,455.15 | \$612,455.15 | \$612,455.15 | \$0.00 | \$0.00 | \$0.00 | \$4,901,017.26 | \$1,706,723.78 |
| 82-02-02 | Intereses Bancarios del Fondo de For | \$22.09 | \$3.70 | \$0.00 | \$1.79 | \$1.86 | \$1.96 | \$1.30 | \$1.98 | \$1.90 | \$111.98 | \$0.00 | \$0.00 | \$0.00 | \$126.47 | -\$104.38 |
| 82-03 | Otros Intereses | \$2,000.00 | \$399.79 | \$300.25 | \$66.62 | \$63.68 | \$4.25 | \$3.73 | \$1.04 | \$0.00 | \$0.00 | \$0.00 | \$0.00 | \$0.00 | \$839.36 | \$1,160.64 |
| 82-03-01 | Otros Intereses | \$2,000.00 | \$399.79 | \$300.25 | \$66.62 | \$63.68 | \$4.25 | \$3.73 | \$1.04 | \$0.00 | \$0.00 | \$0.00 | \$0.00 | \$0.00 | \$839.36 | \$1,160.64 |
| 83 | CONVENIOS | \$17,998,000.00 | \$0.00 | \$0.00 | \$0.00 | \$0.00 | \$0.00 | \$0.00 | \$300,000.00 | \$0.00 | \$0.00 | \$0.00 | \$0.00 | \$0.00 | \$300,000.00 | \$17,698,000... |
| 83-01 | Con la Federación ó el Estado | \$17,998,000.00 | \$0.00 | \$0.00 | \$0.00 | \$0.00 | \$0.00 | \$0.00 | \$300,000.00 | \$0.00 | \$0.00 | \$0.00 | \$0.00 | \$0.00 | \$300,000.00 | \$17,698,000... |
| 83-01-09 | Otros Convenios | \$17,998,000.00 | \$0.00 | \$0.00 | \$0.00 | \$0.00 | \$0.00 | \$0.00 | \$0.00 | \$0.00 | \$0.00 | \$0.00 | \$0.00 | \$0.00 | \$0.00 | \$17,998,000... |
| 83-01-10 | Inmujeres | \$0.00 | \$0.00 | \$0.00 | \$0.00 | \$0.00 | \$0.00 | \$0.00 | \$300,000.00 | \$0.00 | \$0.00 | \$0.00 | \$0.00 | \$0.00 | \$300,000.00 | -\$300,000.00 |
| Total | | \$72,035,434.75 | \$1,624,924.91 | \$4,888,348.48 | \$4,955,313.28 | \$4,664,229.84 | \$5,119,119.00 | \$4,548,165.10 | \$4,618,076.58 | \$4,829,112.45 | \$4,595,774.37 | \$0.00 | \$0.00 | \$0.00 | \$39,843,064.01 | \$32,192,370.74 |

MUNICIPIO DE TZUCACAB
 Estado Analítico del Ejercicio del Presupuesto de Egresos
 Clasificación Administrativa
 Del 1 de Enero al 30 de Septiembre de 2015

| Concepto | Egresos | | | | | Subejercicio 6 = (3 - 4) |
|------------------------|----------------------|--------------------------------|----------------------|---------------------|---------------------|-------------------------------|
| | Aprobado | Ampliaciones/ (Reducciones) | Modificado | Devengado | Pagado | |
| | 1 | 2 | 3 = (1 + 2) | 4 | 5 | |
| Municipio | \$72,035,435 | -\$20,068 | \$72,015,367 | \$47,669,747 | \$47,669,747 | \$24,345,621 |
| | \$72,035,435 | -\$20,068 | \$72,015,367 | \$47,669,747 | \$47,669,747 | \$24,345,621 |
| | | | \$0 | | | \$0 |
| | | | \$0 | | | \$0 |
| | | | \$0 | | | \$0 |
| | | | \$0 | | | \$0 |
| | | | \$0 | | | \$0 |
| | | | \$0 | | | \$0 |
| | | | \$0 | | | \$0 |
| Total del Gasto | \$144,070,870 | -\$40,135 | \$144,030,734 | \$95,339,493 | \$95,339,493 | \$48,691,241 |

MUNICIPIO DE TZUCACAB
Estado Analítico del Ejercicio del Presupuesto de Egresos
Clasificación Económica (por Tipo de Gasto)
Del 1 de Enero al 30 de Septiembre de 2015

| Concepto | Egresos | | | | | Subejercicio |
|--|-------------------|--------------------------------|-------------------|-------------------|-------------------|-------------------|
| | Aprobado | Ampliaciones/ (Reducciones) | Modificado | Devengado | Pagado | |
| | 1 | 2 | 3 = (1 + 2) | 4 | 5 | |
| Gasto Corriente | 29,755,020 | 627,472 | 30,382,492 | 20,728,136 | 20,728,136 | 9,654,356 |
| Gasto de Capital | 41,980,415 | -347,539 | 41,632,876 | 26,941,611 | 26,941,611 | 14,691,265 |
| Amortización de la Deuda y Disminución de Pasivos | 300,000 | -300,000 | 0 | 0 | 0 | 0 |
| Total del Gasto | 72,035,435 | -20,068 | 72,015,367 | 47,669,747 | 47,669,747 | 24,345,621 |

MUNICIPIO DE TZUCACAB
 Estado Analítico del Ejercicio del Presupuesto de Egresos
 Clasificación por Objeto del Gasto (Capítulo y Concepto)
 Del 1 de Enero al 30 de Septiembre de 2015

| Concepto | Egresos | | | | | Subejercicio 6 = (3 - 4) |
|---|-------------------|--------------------------------|-------------------|-------------------|-------------------|-------------------------------|
| | Aprobado | Ampliaciones/ (Reducciones) | Modificado | Devengado | Pagado | |
| | 1 | 2 | 3 = (1 + 2) | 4 | 5 | |
| Inversiones Para el Fomento de Actividades Productivas. | 0 | 0 | 0 | 0 | 0 | 0 |
| Acciones y Participaciones de Capital | 0 | 0 | 0 | 0 | 0 | 0 |
| Compra de Títulos y Valores | 0 | 0 | 0 | 0 | 0 | 0 |
| Concesión de Préstamos | 0 | 0 | 0 | 0 | 0 | 0 |
| Inversiones en Fideicomisos, Mandatos y Otros Análogos | 0 | 0 | 0 | 0 | 0 | 0 |
| Otras Inversiones Financieras | 0 | 0 | 0 | 0 | 0 | 0 |
| Provisiones para Contingencias y Otras Erogaciones Especiales | 0 | 0 | 0 | 0 | 0 | 0 |
| Participaciones y Aportaciones | 0 | 0 | 0 | 0 | 0 | 0 |
| Participaciones | 0 | 0 | 0 | 0 | 0 | 0 |
| Aportaciones | 0 | 0 | 0 | 0 | 0 | 0 |
| Convenios | 0 | 0 | 0 | 0 | 0 | 0 |
| Deuda Pública | 300,000 | -300,000 | 0 | 0 | 0 | 0 |
| Amortización de la Deuda Pública | 0 | 0 | 0 | 0 | 0 | 0 |
| Intereses de la Deuda Pública | 0 | 0 | 0 | 0 | 0 | 0 |
| Comisiones de la Deuda Pública | 0 | 0 | 0 | 0 | 0 | 0 |
| Gastos de la Deuda Pública | 0 | 0 | 0 | 0 | 0 | 0 |
| Costo por Coberturas | 0 | 0 | 0 | 0 | 0 | 0 |
| Apoyos Financieros | 0 | 0 | 0 | 0 | 0 | 0 |
| Adeudos de Ejercicios Fiscales Anteriores (Adefas) | 300,000 | -300,000 | 0 | 0 | 0 | 0 |
| Total del Gasto | 72,035,435 | -20,068 | 72,015,367 | 47,669,747 | 47,669,747 | 24,345,621 |

MUNICIPIO DE TZUCACAB
Estado Analítico del Ejercicio del Presupuesto de Egresos
Clasificación Funcional (Finalidad y Función)
Del 1 de Enero al 30 de Septiembre de 2015

| Concepto | Egresos | | | | | Subejercicio |
|--|-------------------|--------------------------------|-------------------|-------------------|-------------------|-------------------|
| | Aprobado | Ampliaciones/ (Reducciones) | Modificado | Devengado | Pagado | |
| | 1 | 2 | 3 = (1 + 2) | 4 | 5 | |
| Gobierno | 29,910,020 | -20,068 | 29,889,952 | 20,233,001 | 20,233,001 | 9,656,951 |
| Legislación | | | 0 | | | 0 |
| Justicia | | | 0 | | | 0 |
| Coordinación de la Política de Gobierno | | | 0 | | | 0 |
| Relaciones Exteriores | | | 0 | | | 0 |
| Asuntos Financieros y Hacendarios | | | 0 | | | 0 |
| Seguridad Nacional | | | 0 | | | 0 |
| Asuntos de Orden Público y de Seguridad Interior | 8,624,426 | 1,000 | 8,625,426 | 5,230,151 | 5,230,151 | 3,395,275 |
| Otros Servicios Generales | 21,285,593 | -21,068 | 21,264,526 | 15,002,850 | 15,002,850 | 6,261,676 |
| Desarrollo Social | 42,125,415 | 0 | 42,125,415 | 27,436,746 | 27,436,746 | 14,688,669 |
| Protección Ambiental | | | 0 | | | 0 |
| Vivienda y Servicios a la Comunidad | 34,595,000 | 1,677,975 | 36,272,975 | 26,629,543 | 26,629,543 | 9,643,432 |
| Salud | 3,500,000 | 0 | 3,500,000 | 494,271 | 494,271 | 3,005,729 |
| Recreación, Cultura y Otras Manifestaciones Sociales | 0 | 322,025 | 322,025 | 312,932 | 312,932 | 9,093 |
| Educación | 4,030,415 | -2,000,000 | 2,030,415 | 0 | 0 | 2,030,415 |
| Protección Social | | | 0 | | | 0 |
| Otros Asuntos Sociales | | | 0 | | | 0 |
| Desarrollo Económico | 0 | 0 | 0 | 0 | 0 | 0 |
| Asuntos Económicos, Comerciales y Laborales en General | | | 0 | | | 0 |
| Agropecuaria, Silvicultura, Pesca y Caza | | | 0 | | | 0 |
| Combustibles y Energía | | | 0 | | | 0 |
| Minería, Manufacturas y Construcción | | | 0 | | | 0 |
| Transporte | | | 0 | | | 0 |
| Comunicaciones | | | 0 | | | 0 |

| | | | | | | |
|---|-------------------|----------------|-------------------|-------------------|-------------------|-------------------|
| Turismo | | | 0 | | | 0 |
| Ciencia, Tecnología e Innovación | | | 0 | | | 0 |
| Otras Industrias y Otros Asuntos Económicos | | | 0 | | | 0 |
| Otras no Clasificadas en Funciones Anteriores | 0 | 0 | 0 | 0 | 0 | 0 |
| Transacciones de la Deuda Publica / Costo Financiero de la Deuda | | | 0 | | | 0 |
| Transferencias, Participaciones y Aportaciones entre Diferentes Niveles y Ordenes de Gobierno | | | 0 | | | 0 |
| Saneamiento del Sistema Financiero | | | 0 | | | 0 |
| Adeudos de Ejercicios Fiscales Anteriores | 0 | 0 | 0 | 0 | 0 | 0 |
| Total del Gasto | 72,035,435 | -20,068 | 72,015,367 | 47,669,747 | 47,669,747 | 24,345,621 |